

Henderson

PARTS & UPFITTERS CATALOG

2025-2026



THE PARTS YOU NEED TO COMPLETE YOUR BUILD

PARTS CATALOG

How To Locate Unit Serial Numbers	1-4
Power Plus™ Power Distribution Panel	5
Cameras & Monitoring Systems	6
Stainless Steel Restoration Kit (Rust Prevention Guide)	7-8
Tarp Components	9-13
Auger, Conveyor & Spinner Motors	14
Hydraulic Cylinders / Hydraulic Filters & Gauges	15-16
Prewet Parts	17
FSH Conveyor Chains / Munibodies Conveyor Chains	18-21
Electric Spreader Control System	22-23
Fender Kits	24
Tailgates	25-26
Tailgate Spill Shield Kits	27
Bearings	28
Bushings	29
Asphalt Rear Lips	30-31
TGS Bracket Mounts	32
Sideboards	33-34
Plow Components	35-36
Our Team / Contact Information.	74

UPFITTER CATALOG

How To Locate Unit Serial Numbers	1-4
Power Distribution Panel	38
Sure Step Ladder & Sure Steps	39-40
Stainless Steel Toolbox / Body Accesories	41
Pintle Plates	42-46
Pintle Plate Attachments / Specialty Channel	47-49
Mud Flaps & Mud Flap Brackets	50-52
Hydraulics	53
Hydraulic Poly Clamps & Backbone	54
Hydraulic Plate Pump Brackets	55
Hydraulic Couplers & Sensors	56-57
Hydraulic Reservoir	58
Universal Brackets	59-60
Brackets & Hangers	61-62
Straps & Hold Downs	63
Plow Lights	64
Lights & Connectors	65
Plow Light Bracket Kits	66-67
Plow Light Brackets for Power Tilt Hitch	68
Cab Shields	69-70
Hooklift Accessories	71
Hook Lift A-Frame	72
Hitch Mount Kits	73
Our Team / Contact Information.	74

How To Locate Unit Serial Number


Henderson Parts Order Requirement

When requesting parts, Henderson Parts Specialist will need the name & serial number of the unit to confirm eligibility under the warranty or to order specific parts. Henderson requires the serial number to identify the exact model, which is essential for locating the correct parts. **For additional help go to contact page listed in the index.**

Serial Number is indicated by red box - 

Serial plates are typically found in similar locations on equipment models that differ from the version described in this manual.

Munibodies - MB



Serial Plate




Salt & Sand Spreader - FSH



Serial Plate

Dump Body - MKE



Serial Plate


How To Locate Unit Serial Number



Tailgate Spreader - TGS




Hitch - HCH



Reversible Snow Plow - RSP



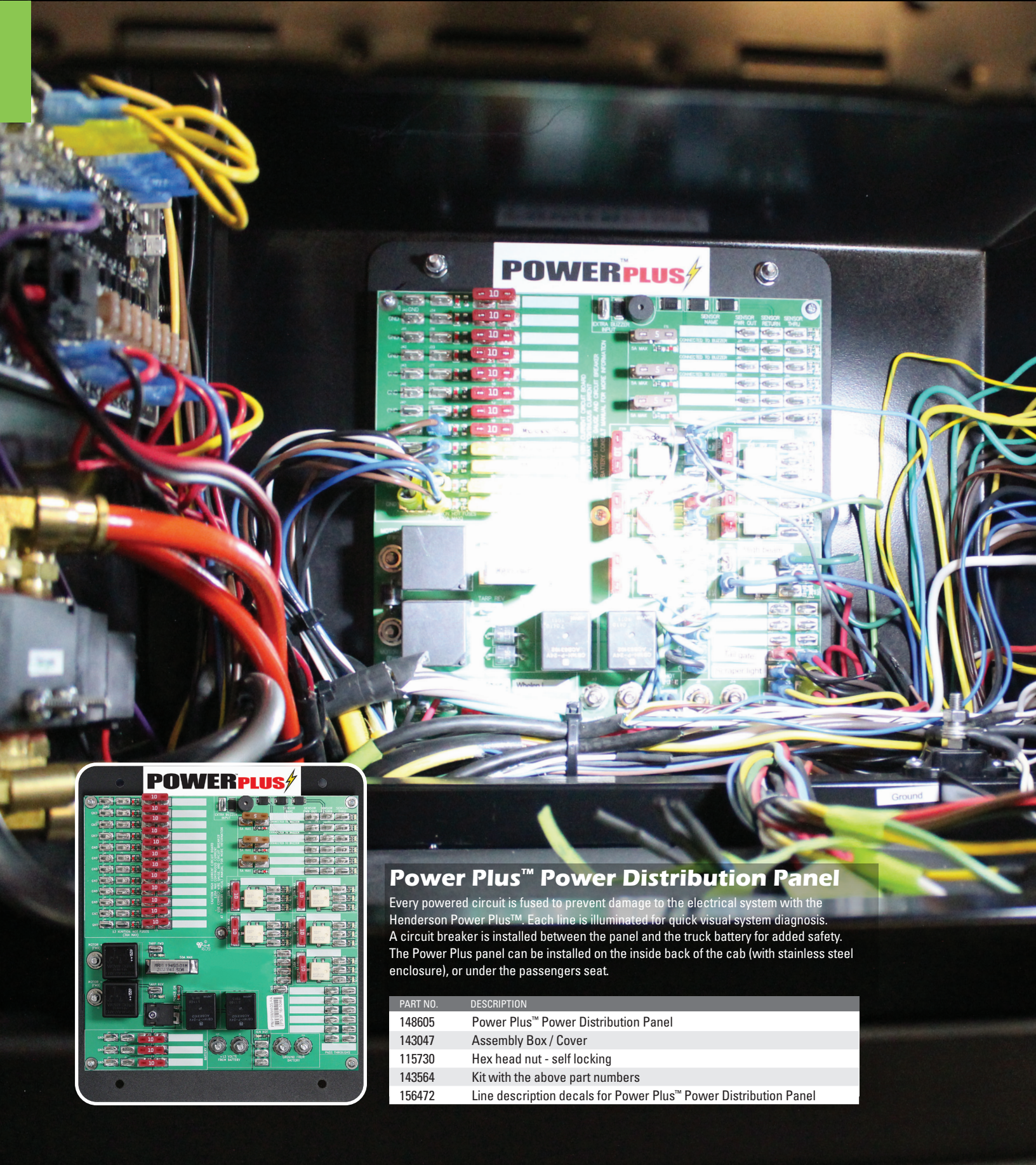
Liquid Application Spreaders - LAS



Leveling Wing - HWS



Power Distribution Panel



Power Plus™ Power Distribution Panel

Every powered circuit is fused to prevent damage to the electrical system with the Henderson Power Plus™. Each line is illuminated for quick visual system diagnosis. A circuit breaker is installed between the panel and the truck battery for added safety. The Power Plus panel can be installed on the inside back of the cab (with stainless steel enclosure), or under the passengers seat.

PART NO.	DESCRIPTION
148605	Power Plus™ Power Distribution Panel
143047	Assembly Box / Cover
115730	Hex head nut - self locking
143564	Kit with the above part numbers
156472	Line description decals for Power Plus™ Power Distribution Panel

Cameras & Monitoring Systems



- 165137**
- 7" LED **extreme-duty**, split-screen, color monitor w/ speakers
 - 3 camera inputs
 - 2 **extreme-duty**, heated cameras w/ high-sensitivity microphones
 - 20G vibration resistant/waterproof monitor and cameras
 - 150° view angle
 - Auto-trigger activation (backup/turn signals/etc.)
 - Military-grade cables w/ screw-type connectors
 - 12v to 32v DC
 - 3-year manufacturer's warranty

- 161948**
- 7" LED **heavy-duty**, split-screen, color monitor w/ speakers
 - 3 camera inputs
 - 1 **extreme-duty**, heated camera w/ high-sensitivity microphone
 - 10G vibration resistant/waterproof monitor
 - 20G vibration resistant/waterproof camera
 - 150° view angle
 - Auto-trigger activation (backup/turn signals/etc.)
 - Military-grade cables w/ screw-type connectors
 - 12v to 24v DC
 - 3-year manufacturer's warranty

- 164235**
- 5" LED **heavy-duty**, split-screen, color monitor w/ speakers
 - 1 **extreme-duty**, heated camera w/ high-sensitivity microphone
 - 20G vibration resistant/waterproof monitor and camera
 - 150° view angle
 - Auto-trigger activation (backup/turn signals/etc.)
 - Military-grade cables w/ screw-type connectors
 - 12v to 24v DC
 - 2-year manufacturer's warranty

- 164626**
- 1 **extreme-duty**, heated camera w/ high-sensitivity microphone
 - 20G vibration resistant/waterproof
 - 150° view angle
 - Military-grade cables w/ screw-type connectors
 - 12v to 32v DC
 - 2-year manufacturer's warranty

- 164405**
- Military-grade cable w/ screw-type connectors
 - Weatherproof/watertight
 - Linkable
 - 10 meters/32' 9" long
 - Lifetime manufacturer's warranty

- Mount Plate**
148084.201
- For most camera systems
 - Bracket with upper shield

Stainless Steel Restoration Kit



Stainless Steel Restoration Kit

Powerful cleaners, rust inhibitors, application equipment and PPE to restore weathered stainless-steel surfaces on trucks, brine makers and other equipment to like new condition.

Part No. 178130

DESCRIPTION	
Rust Remover Solution	One to Four 1-gallon
Handheld Pump Sprayer	
Pad Swivel Holder	10" x 4.5"
Cleaning Pad	Blue
Aluminum Handle	39.5" Long
Nitrile Chemical Resistant Gloves	Pair
Clear Safety Goggles	
Rust Prohibitor Solution	One to Four 1-gallon
Disc Sander Pad Hook it	
Aluminum Oxide Sanding Pad	
Disc Bristle Pad	
Disc Surface Prep Pad	
Disc Backup Pad	
Threaded Adapter	1/4" - 20

Over time, even Stainless-Steel equipment can be affected by corrosion, carbon steel dust, various chlorides, road grime, etc. The Henderson Stainless Steel Restoration Kit will make your equipment look near new again!



HOW TO PREVENT YOUR TRUCK FROM RUSTING.

According to AAA, U.S. drivers collectively spend about \$3 billion annually on rust-related repairs. Henderson Trucks are manufactured to withstand the elements and resist the challenges of your worksite & state roads. Henderson equipment is almost completely 201 stainless steel that allows trucks to be more impact resistant and have greater structural integrity. Today, Henderson technology and engineering enhancements have made vehicles less like likely to rust - but even the best solutions cant shield your truck from rust completely when working with salt and snow. If you want to reduce the chances of corrosion forming on your trucks and equipment, you need to implement the proper defensive measures.

WHAT CAUSES RUST?

Depending on the make and model, your truck may be constructed with different metals, which can affect its susceptibility to rust. For example, ferrous metals like steel and cast iron contain iron, making them prone to rust, while non-ferrous metals, such as aluminum, resist corrosion more effectively.

Rust forms when iron oxide reacts with water, and this combination can cause significant damage to your truck's engine, exterior, and structural components. Over time, rust can eat away at the metal, compromise the structural integrity of your equipment, and lead to costly repairs.

Road conditions are one of the primary contributors to corrosion. Your truck's undercarriage, tires, and body components are constantly exposed to debris, gravel, and road salt, especially during winter. Chips and scratches in your vehicle's paint caused by road rubble create entry points for salt and moisture, accelerating the oxidation process.

Salt, in particular, is a major culprit, whether it's from winter road treatments or coastal environments. It speeds up rust formation, potentially damaging critical components like cab corners, fenders, bed, frame, rocker panels, wheel wells, and exhaust systems etc.

PREVENTATIVE MAINTENANCE

Henderson Products offers a Stainless Steel Restoration Kit, complete with 1 gallon of rust remover and 1 gallon of rust prohibitor, designed to keep your truck in peak condition. Here's how you can maintain and protect your truck using our kit alongside other best practices:

1. Clean Your Truck Regularly

Keeping your truck clean is essential to prevent rust. Dirt, sand, gravel, water, and salt can cling to your vehicle and promote corrosion. Pay extra attention to the undercarriage, wheel wells, and other vulnerable areas.

Before using the Henderson Rust Remover, thoroughly clean the affected areas to remove surface contaminants. Then, apply the remover to eliminate existing rust effectively.

2. Store Your Truck Indoors

Whenever possible, park your truck in a temperature-controlled garage, shed, or barn. This shields it from rain, snow, ice, and road salt that can weaken the protective paint layer. If winter conditions allow, short-term indoor storage can help keep your truck safe from road salt and salt brine.

3. Clear The Drain Plugs & Empty Load

Your truck's drain plugs can collect water and debris, creating a hidden moisture trap. Regularly inspect and clear the plugs around your trunk, hood, and doors to prevent moisture buildup. Make sure to empty out any liquid or salt when the vechicle is not in use.

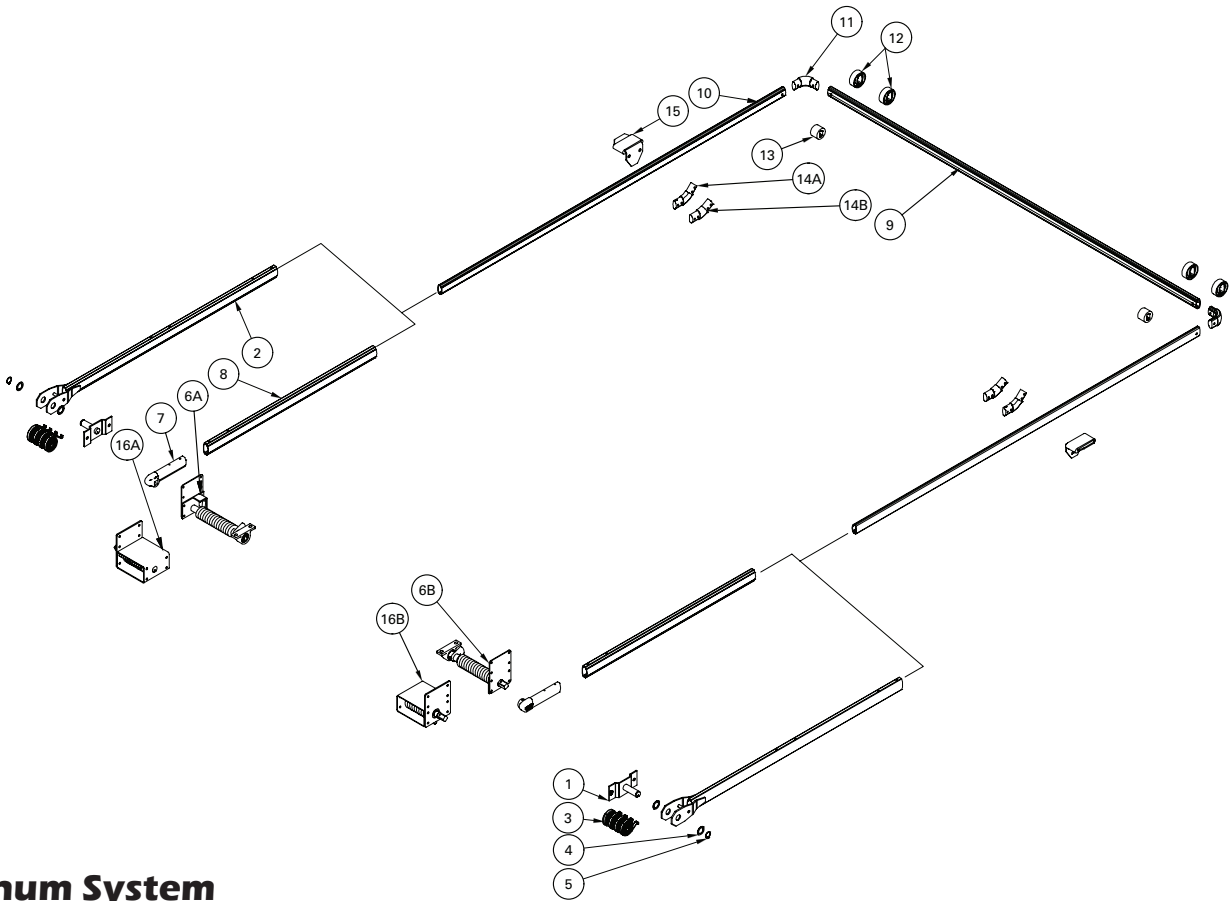
4. Make Repairs Quickly

Address any scratches, dents, or damage on your truck's body as soon as possible. Use touch-up paint to seal exposed metal and prevent rust from spreading.

For areas already affected by rust, apply the Henderson Rust Remover, followed by the Rust Prohibitor, to stop corrosion in its tracks

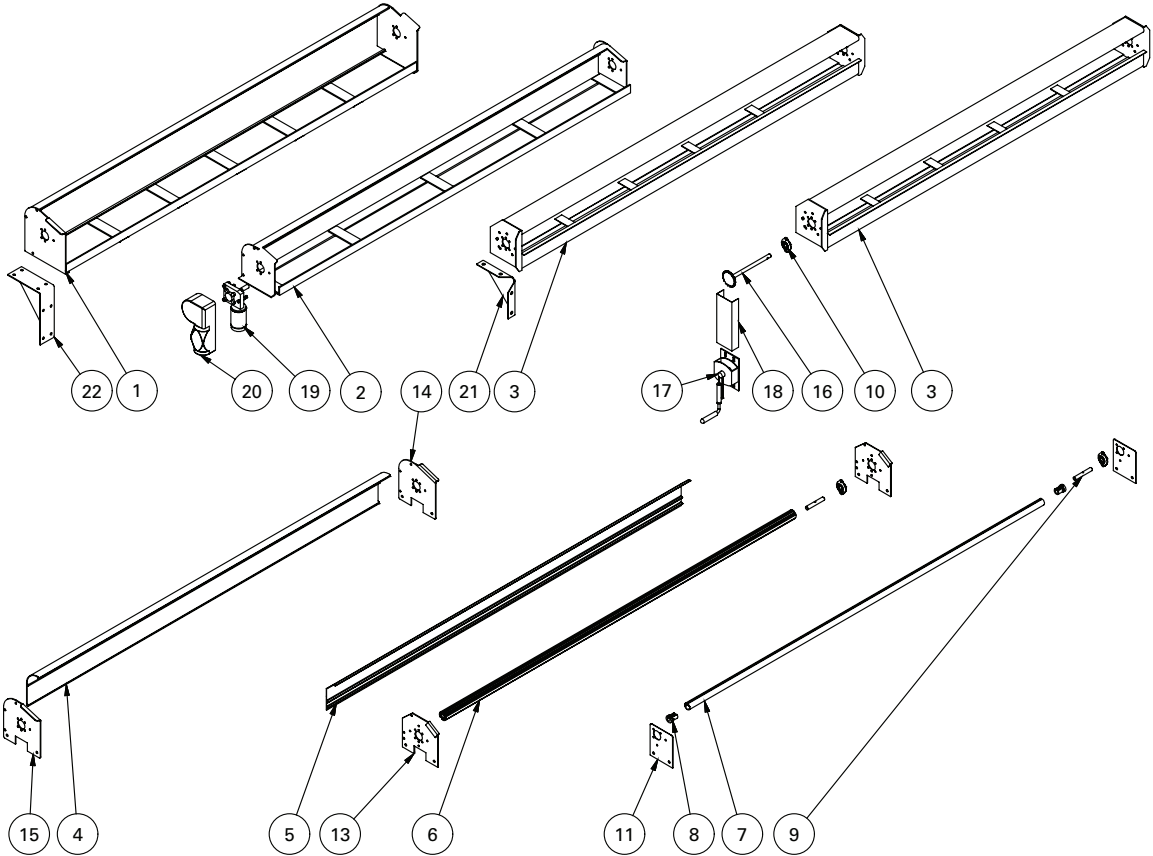
5. Apply A Coating Of Henderson Rust Prohibitor

With the Henderson Rust Prohibitor, you can add an extra layer of protection to keep corrosion at bay. Be sure to clean the surface thoroughly before applying the product to ensure maximum adhesion and effectiveness.



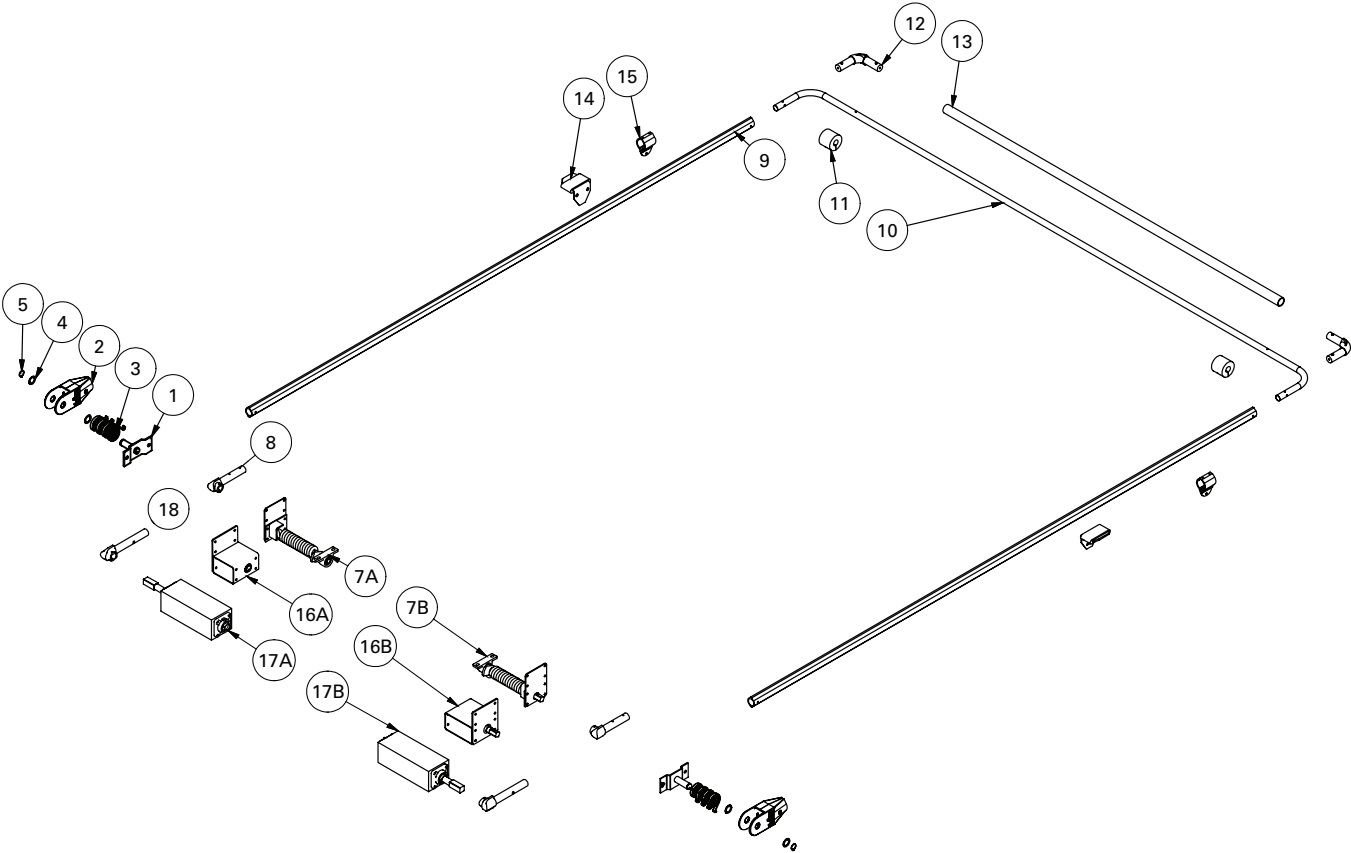
Aluminum System

REFERENCE	PART NO.	QTY REQUIRED	DESCRIPTION
1		2	3-spring pivot pin
1	164899	2	4-spring pivot pin
1		2	5-spring pivot pin
2		2	3-spring lower aluminum arm31" length
2	163461	2	4-spring lower aluminum arm48" length
2	164275	2	4-spring lower aluminum arm60" length
2		2	5-spring lower aluminum arm84" length
3	164020	8	Spiral torsion spring
4	164529	4	Stainless steel bushing
5	164530	2	External retaining ring for pivot pin
6A	164021	1	Under body spring assemblyRight - passengers side
6B	164022	1	Under body spring assemblyLeft - drivers side
7		2	Under body aluminum casting
8	165097	2	Under body aluminum lower arm84" length
8		2	Under body aluminum lower arm96" length
8		2	Under body aluminum lower arm144" length
8		2	Under body aluminum lower arm192" length
9	164465	1	Aluminum cross tube105.5" length
10	163460	2	Aluminum upper side arm98" long "11236-Ba" for bent arms
10	166733	2	Aluminum upper side arm122" long "14600-Ba" for bent arms
11	164159	2	Aluminum 90° corner
12	163463	4	Plastic tarp centering flange - Black
13	164824	2	2.5" rubber tarp centering flange
14A	164857	2	Optional aluminum 45° elbow
14B		2	Optional aluminum 30° elbow
15		2	Aluminum stop bracket with rubber bumper
16A		1	7-spring under body assemblyLeft - drivers side
16B		1	7-spring under body assemblyRight - passengers side
16A		1	10-spring under body assemblyLeft - drivers side
16B		1	10-spring under body assemblyRight - passengers side



Aluminum Tarp Spool

REFERENCE	PART NO.	QTY REQUIRED	DESCRIPTION
1		1	Large aluminum tarp housingUp to 102" width
2		1	Open top aluminum housingUp to 102" width
3	166058	1	Aluminum tarp spool housing92"
3		1	Aluminum tarp spool housing98"
3	166164	1	Aluminum tarp spool housing104"
4		1	Smooth front aluminum wind deflectorUp to 102" width
5		1	Polished aluminum wind deflector103" width
5		1	Polished aluminum wind deflector97" width
6	164019	1	2" heavy-duty aluminum tarp axle101 ⁵ / ₈ " width
6	164034	1	2" heavy-duty aluminum tarp axle95 ⁵ / ₈ " width
7	162225	1	1 ¹ / ₂ " aluminum tarp axle cap103" width
8	162280	1	1 ¹ / ₂ " tarp axle cap
9	162281	1	Spool shaft5"
10	162341	1-2	³ / ₄ " axle bearing
11		2	Steel tarp spool mounting bracket
11		2	Heavy-duty steel spool mounting bracket
12	162342	2	Bumper for tarp spool mounting bracket
13	163464	2	Aluminum tarp spool mounting bracket w/ bumper
14		1	Smooth front wind deflector mounting bracketRight - passenger side
15		1	Smooth front wind deflector mounting bracketLeft - drivers side
16	166732	1	Upper 18-tooth sprocket & shaft
17	165840	1	Ground level crank box
18	170974	1	Optional steel chain guard
19			Motors vary from application to application
20			Chrome motor cover
21		4	Aluminum housing support braceEach
22		2	Open top housing support braceEach



Bulletproof Aluminum System

REFERENCE	PART NO.	QTY REQUIRED	DESCRIPTION	
1	164899	2	4-spring pivot pin	
2	161925	2	4-spring external mount casting	For Bulletproof arm
3	164020	8	Spiral torsion spring	
4	164529	4	Stainless steel bushing	For pivot pin
5	164530	2	Retaining ring	For pivot pin
6	164528	4	Brass bushing	
7A	164021	1	Under body spring assembly	Right - passenger side
7B	164022	1	Under body spring assembly	Left - drivers side
8		2	Under body Bulletproof arm casting	
9		2	Aluminum Bulletproof arm	144" length "14877-Ba" for bent arms
9		2	Aluminum Bulletproof arm	168" length "13633-Ba" for bent arms
9		2	Aluminum Bulletproof arm	192" length "13722-Ba" for bent arms
9		2	Aluminum Bulletproof arm	210" length "14801-Ba" for bent arms
9		2	Aluminum Bulletproof arm	240" length "13723-Ba" for bent arms
9		2	Aluminum Bulletproof arm	288" length "14748-Ba" for bent arms
10	161127	1	Steel cross tube	102" wide - for 96" wide trailers
10	160856	1	Steel cross tube	108" wide - for 102" wide trailers
11	160403 or 165096	2	3" rubber tarp centering flange	
12	164911	2	Upper Bulletproof arm casting	
13		1	Bulletproof cross tube	Aluminum, 96" length
14		2	Aluminum stop bracket	With rubber bumper
15		1	Arm hold down kit	
16A		1	7 spring under body assembly	Left - drivers side
16B		1	7 spring under body assembly	Right - passenger side
16A		1	10 spring under body assembly	Left - drivers side
16B		1	10 spring under body assembly	Right - passenger side
17A		1	HD Bulletproof under body spring	Right - passenger side
17B		1	HD Bulletproof under body spring	Left - drivers side
18		2	HD Bulletproof casting	

Vinyl & Canvas Tarps

Mesh Tarps

These hand-sewn heavy-duty tarps are made of PVC-coated polyester or polyethylene, designed with a woven mesh fabric or vinyl. They are tough and durable, as well as resistant to UV and chemicals.

Black Mesh

The industry standard cargo control mesh. Recommended for rock, sand, gravel, and brush.


Construction	Medium weight, PVC-coated polyester
Color	Black



Monster Mesh

Heavyweight tightly woven mesh with 50% more threads than our HD, PVC-coated polyester. Recommended for refuse and storm clean-up applications.


Construction	Heavyweight, PVC-coated polyester
Color	Black



Woven Mesh

Medium weight, open PVC-coated polyester mesh that provides high air flow to reduce wind whip. Preferred for coarse commodities at highway speeds.

Construction	Medium weight, PVC-coated polyester
Color	Black



Armor Mesh

Severe-duty block woven 5x5 PVC-coated polyester mesh. Provides outstanding performance in recycling, refuse, demo, and storm cleanup applications.


Construction	Severe-duty PVC-coated polyester
Color	Black



Asphalt Lumite

Lightweight and water-resistant polypropylene fabric. Rated to 350° F. Excellent for asphalt hauling applications.


Construction	Lightweight PVC-coated polyester
Color	Black



18 oz. Black Vinyl

Our most popular tarp material. The industry-standard tarp fabric preferred for asphalt hauling applications.

Construction	PVC-coated polyester
Color	Black



22 oz. Black Vinyl

Severe-duty, heavier weight and more durable version of the 18 oz. tarp. Excellent for asphalt hauling applications.

Construction	PVC-coated polyester
Color	Black



RFL Coated Canvas

Severe-duty asphalt tarp. Tightly woven, coated polyester canvas. Rated to 400° F and stays flexible in cold weather.

Construction	PVC-coated polyester
Color	Black



HD Tarps

How to Order a Tarp

Once options are selected, please contact Henderson Parts Team for pricing and compatibility

Width Options (Choose an Option)

- 72"
- 78"
- 84"
- 90"
- 96"

Flap Options (Choose an Option)

- No Flaps
- 2 Flaps
- 3 Flaps

Material Options (Choose an Option)

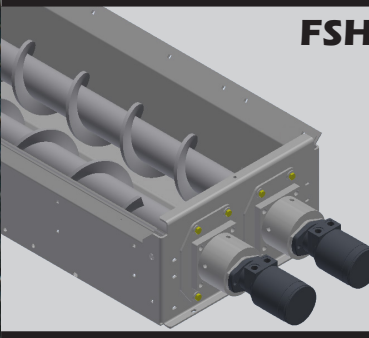

- Black Mesh
- Woven Black Mesh
- Monster Mesh
- Armor Mesh
- RFL Coated Canvas
- Asphalt Lumite
- 18 oz Black Vinyl
- 22 oz Black Vinyl

Tarp Bracket 109461.201

- 201 stainless steel or mild steel
- Weld-on or bolt-on
- 8" w x 6.25" h x .375"
- Two .625" tapped holes



Auger, Conveyor & Spinner Motors



TGS
FSH

Auger & Conveyor Motors

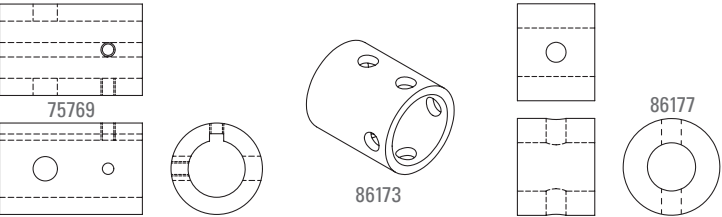
PART NO.	DESCRIPTION
106200	Auger motor - for FSH
86176	Conveyor motor - for TGS - 6" auger
187100	Conveyor motor - for TGS - 9" auger
75210	Conveyor motor - for FSH
118164	Conveyor motor - for FSH
10956	Conveyor motor - for FSH (6:1)

Sensored motors available upon request. Contact the Henderson Parts Dept. for your application.
Seal kits available upon request.

Spinner Motors

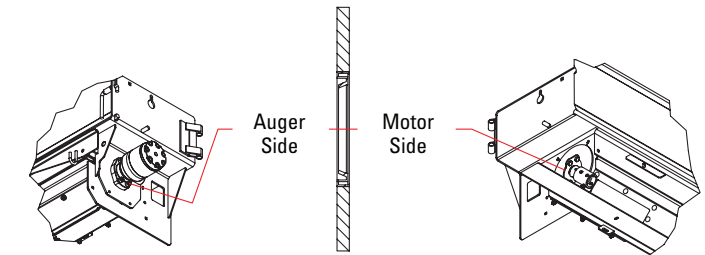
PART NO.	DESCRIPTION
118163	Hydraulic motor, 2.8 cir, 4B, w/CH
75211	Hydraulic motor, 2.8 cir, 2B, w/CH
118163	Hydraulic motor, 3.0 cir, 4B, w/CH
107848	Hydraulic motor, 2.8 cir, 4B, w/CH
108104	Hydraulic motor, 3.2 cir, 2B, w/CH

Sensored motors available upon request. Contact the Henderson Parts Dept. for your application.
Seal kits available upon request.



Bushings

PART NO.	DESCRIPTION	
75769	Adapter bushing	DD, 1.25" ID / 2.0 OD x 3.13" L
86173	Adapter bushing	UHMW 2.0" / 2.5" x 2.88" L
86177	Adapter bushing	UHMW 1.25" ID / 2.5" OD




TGS Seal Saver Kits

PART NO.	DESCRIPTION
138478.201	6" auger - 4-bolt kit
138412.201	9" auger - drive
138478.201	9" auger - spinner
157122.201	6"& 9" & FSH

Hydraulic Cylinders

Hoist Cylinders

For proper dump lift cylinders, contact the Henderson Parts Dept. with unit or cylinder serial number.



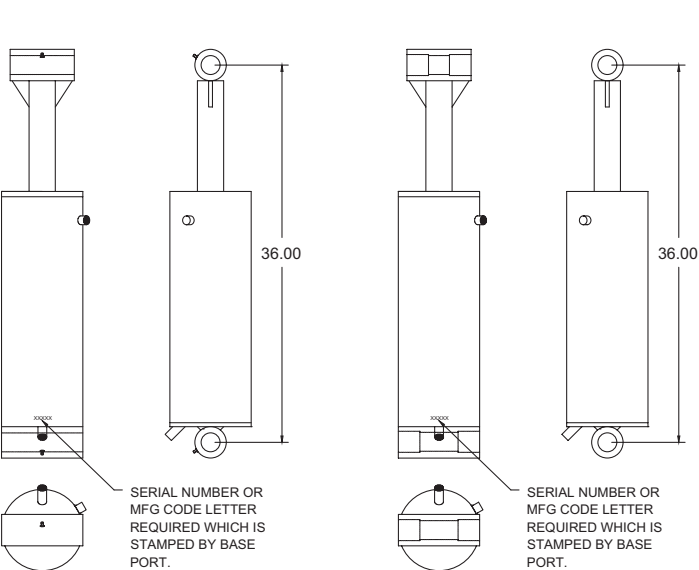
Plow Lift Cylinders & Rotating Cylinders

PART NO.	DESCRIPTION	
81865	3 x 10 x 1.5	Nitrided
81866	3 x 10 x 2.0	Nitrided
81867	4 x 10 x 2.0	Nitrided
85510	For MSP plow	
81862	For MSP plow	
127590	For MSP plow	

Other cylinders also available.



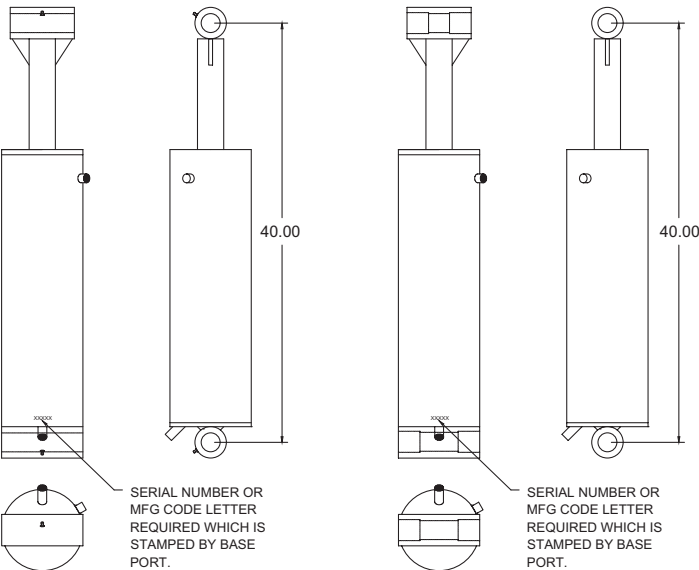
8-17 Cylinders



- 76944**
- Greaseable
 - 8" diameter piston
 - 17" stroke

- 80973**
- Greaseless
 - 8" diameter piston
 - 17" stroke

8-21 Cylinders



- 151110**
- Greaseable
 - 8" diameter piston
 - 21" stroke

- 80974**
- Greaseless
 - 8" diameter piston
 - 21" stroke

Seal kits available upon request for all cylinders.

7" cylinders are no longer available. 7" cylinders have been replaced by 8" cylinders.

Hydraulic Filters & Gauges



Reservoir-Mounted Return

82703

- Externally-mounted return filter with 25 psi by-pass valve
- one 1-1/4" NPT return port
- Gauge ports on both sides
- Includes O-ring seal between reservoir top and filter housing
- Includes element



Suction Strainer

82702 - Replacement Element


- Load sensing
- 100 mesh
- Cast iron



Reservoir Site Gauge

76409, 139640, 160324

- Clear nylon construction
- Oil level sight/temperature gauge 0°F to +250°F
- Static o-ring seals prevent fluid leakage
- 5" studs on-center



Gauge Return Filter 25

82703B

- Externally-mounted return filter with 25 psi by-pass valve
- Black steel case
- 20°F to +200°F operating range
- Brass stem
- Acrylic lens

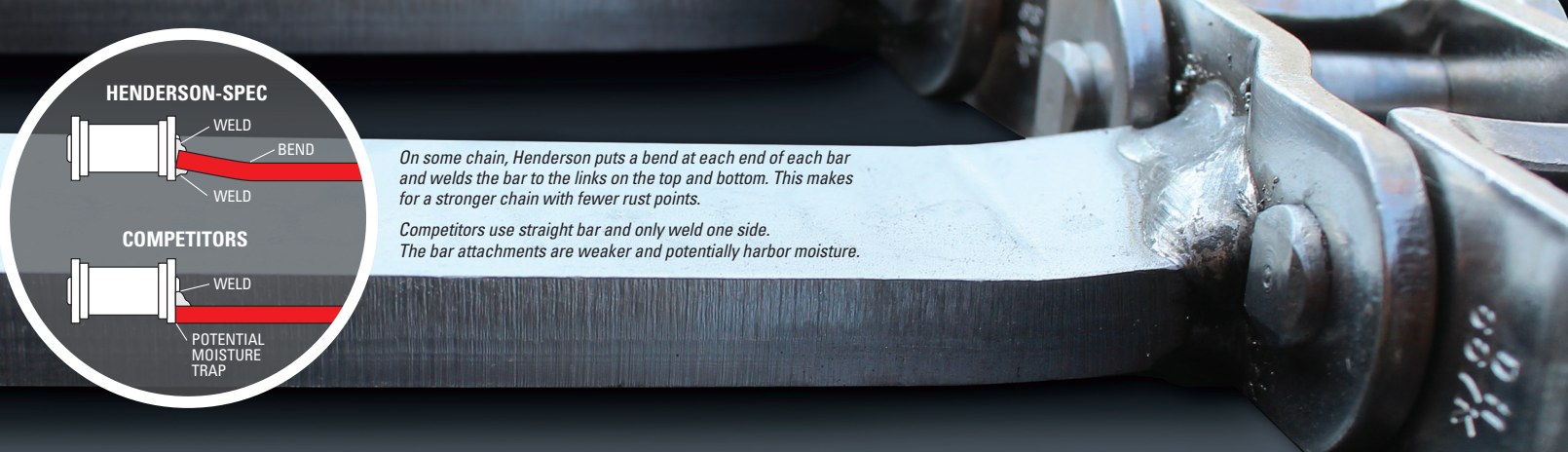
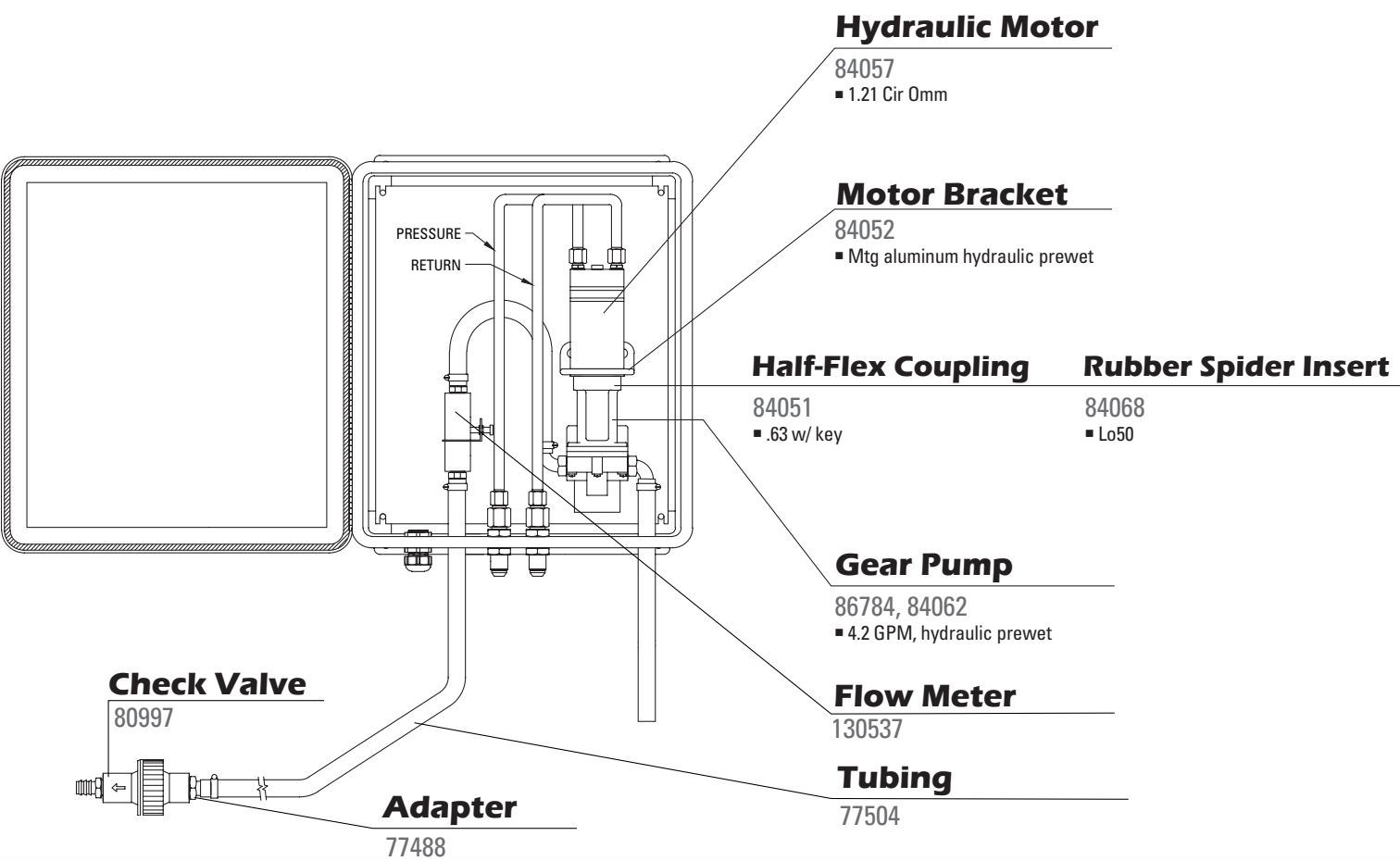


Filler Breather

78974

- 10 micron foam element
- Cap-to-base chain connection
- Perforated metal basket
- Can be padlocked
- Includes gasket





X Chain (21,500 lb) for 6 Tooth Sprockets - 1/4" Bars - Bar Every Other Link

PART NO.	DESCRIPTION	QUANTITY NEEDED PER CONVEYOR LENGTH									
		7'	8'	9'	10'	11'	12'	13'	14'	15'	16'
77467	Chain weldment, 22 link, .25 x 1.5	2	1	-	5	1	6	1	-	2	1
77468	Chain weldment, 34 link, .25 x 1.5	1	2	-	-	-	-	2	3	2	-
77469	Chain weldment, 50 link, .25 x 1.5	-	-	2	-	2	-	1	1	1	3

X Chain (21,500 lb) for 6 Tooth Sprockets - 3/8" Bars - Bar Every Other Link

PART NO.	DESCRIPTION	QUANTITY NEEDED PER CONVEYOR LENGTH									
		7'	8'	9'	10'	11'	12'	13'	14'	15'	16'
77470	Chain weldment, 22 link, .38 x 1.5	2	1	-	5	1	6	1	-	2	1
77471	Chain weldment, 34 link, .38 x 1.5	1	2	-	-	-	-	2	3	2	-
77472	Chain weldment, 50 link, .38 x 1.5	-	-	2	-	2	-	1	1	1	3

X Chain (21,500 lb) for 8 Tooth Sprockets - 1/4" Bars - Bar Every Other Link

PART NO.	DESCRIPTION	QUANTITY NEEDED PER CONVEYOR LENGTH									
		7'	8'	9'	10'	11'	12'	13'	14'	15'	16'
77467	Chain weldment, 22 link, .25 x 1.5	2	1	-	2	1	-	2	7	3	8
77468	Chain weldment, 34 link, .25 x 1.5	1	2	3	2	-	1	-	-	-	-
77469	Chain weldment, 50 link, .25 x 1.5	-	-	-	-	2	2	2	-	2	-

X Chain (21,500 lb) for 8 Tooth Sprockets - 3/8" Bars - Bar Every Other Link

PART NO.	DESCRIPTION	QUANTITY NEEDED PER CONVEYOR LENGTH									
		7'	8'	9'	10'	11'	12'	13'	14'	15'	16'
77467	Chain weldment, 22 link, .38 x 1.5	2	1	-	2	1	-	2	7	3	8
77468	Chain weldment, 34 link, .38 x 1.5	1	2	3	2	-	1	-	-	-	-
77469	Chain weldment, 50 link, .38 x 1.5	-	-	-	-	2	2	2	-	2	-

K Chain (27,500 lb) for 8 Tooth Sprockets - 3/8" Bars - Bar Every Other Link

PART NO.	DESCRIPTION	QUANTITY NEEDED PER CONVEYOR LENGTH									
		7'	8'	9'	10'	11'	12'	13'	14'	15'	16'
81058	Chain, weldment, D667K, 22 link, .38 x 1.5	2	1	-	2	1	-	2	7	3	8
81059	Chain, weldment, D667K, 34 link, .38 x 1.5	1	2	3	2	-	1	-	-	-	-
81060	Chain, weldment, D667K, 50 link, .38 x 1.5	-	-	-	-	2	2	2	-	2	-

Stainless Steel - K Chain (27,500 lb) for 8 Tooth Sprockets - 3/8" Bars - Bar Every Other Link

PART NO.	DESCRIPTION	QUANTITY NEEDED PER CONVEYOR LENGTH									
		7'	8'	9'	10'	11'	12'	13'	14'	15'	16'
81058.304	Chain, weldment, D667K, 22 link, .38 x 1.5	2	1	-	2	1	-	2	7	3	8
81059.304	Chain, weldment, D667K, 34 link, .38 x 1.5	1	2	3	2	-	1	-	-	-	-
81060.304	Chain, weldment, D667K, 50 link, .38 x 1.5	-	-	-	-	2	2	2	-	2	-

Don't see your chain listed? Contact the Henderson Parts Dept. for other configurations.

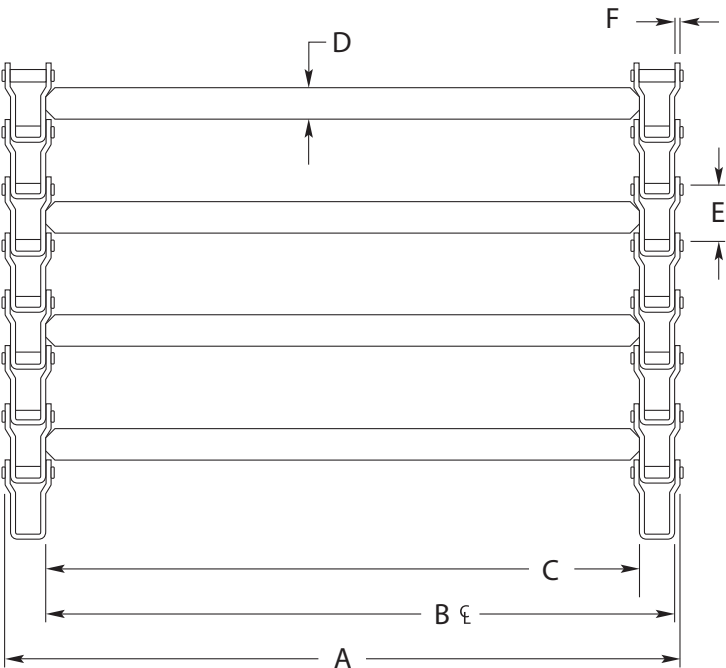
Munibodies Conveyor Chain - Mild Steel

Match Up Pintle Chain Guide

ITEM	DESCRIPTION	HENDERSON SPEC
A	Outside chain width	23.14"
B	Chain center-to-center (⌀-to-⌀ sprocket centers)	21.13"
C	Inside chain width	19.8"
D	Cross bar width	1.5"
	Cross bar thickness	.25" or .375"
E	Single chain pitch (pin-to-pin)	2.25"
	Chain links/pitches per side	
F	.170 D667X pintle chain (standard)	
	.200 D667K pintle chain (heavy-duty)	

CHAIN CONSTRUCTION (CHOOSE ONE)
Cross bar every other link
Cross bar every link (double bar)

Doesn't match your chain? Contact the Henderson Parts Dept. for other configurations.



Related Parts


Pintle Chain Repair Parts

PART NO.	DESCRIPTION
DRI115	Chain coupler link, D667X (w/2 pins & 2 keys)
DRI225	Pin & key only, D667X
77482	Bar, flight, weldment, D667X, 3/8" bar
DRI240	Chain coupler link, D667K - <i>with pin & keeper included</i>
DRI241	Pin & keeper, D667K / D88K
DRI242	Bar flight weldment, D667K, 21.13" CL
DRI240.304	Stainless steel chain coupler link, D667K - <i>with pin & keeper included</i>
DRI241.304	Stainless steel pin & keeper, D667K / D88K
DRI242.304	Stainless steel bar flight weldment, D667K, 21.13" CL




1.5" Diameter Conveyor Drive Shaft Repair Parts

PART NO.	QUANTITY	DESCRIPTION
84394	2	Sprocket, 1.5" Dia., 6-tooth
02133-1	2	Sprocket, 1.5" Dia., 8-tooth
03006	1	Bearing, Flange, 1.5", 4-bolt
108586	1	Gear case, ASM, 25:1, 1.5" shaft - <i>includes shaft</i>
106951	1	Gear case, ASM, 50:1, 1.5" shaft - <i>includes shaft</i>

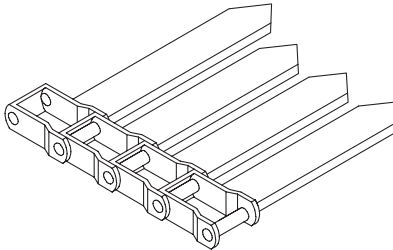
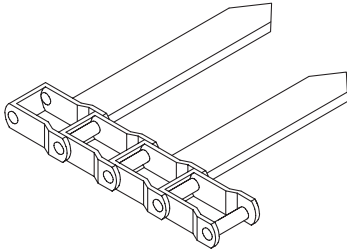
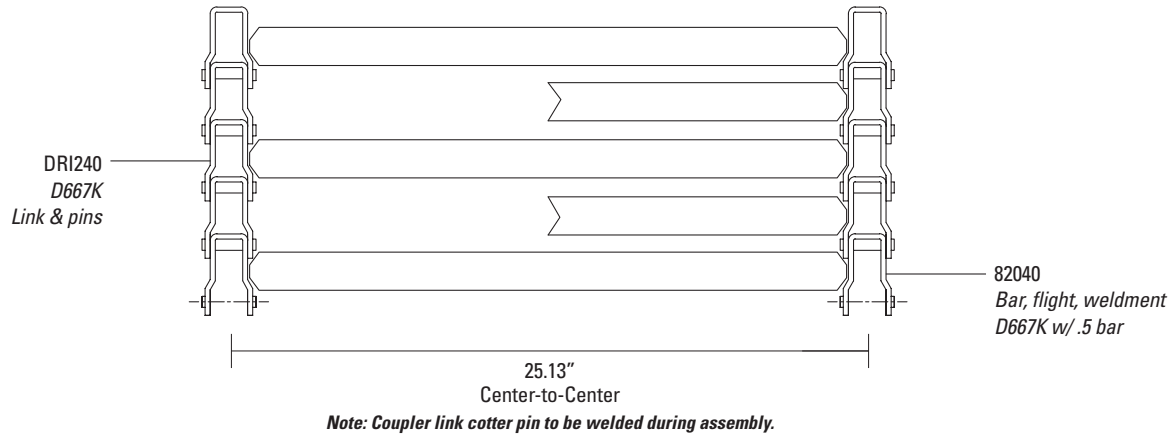


2" Diameter Conveyor Drive Shaft Repair Parts

PART NO.	QUANTITY	DESCRIPTION
27704	2	Sprocket, 2" Dia., 8-tooth
50622	2	Bearing, Flange, 2", 4-bolt
106952	1	Gear case, ASM, LH, 50:1, 2" shaft
111242	1	Gear case, ASM, RH, 25:1, 2" shaft
52066	1	Gear case, 6:1, 2" shaft - <i>requires 84548 shaft below</i>
84548	1	Shaft, drive, 2", 6:1

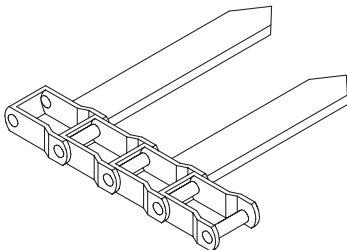


Standard Conveyor Chain



Pintle Conveyor Chain - Single Bar (External Doghouse)

HOPPER/BODY LENGTH	EXTERNAL DOGHOUSE	EXTERNAL DOGHOUSE	EXTERNAL DOGHOUSE
	82080	82081	82082
9'/10'	1	1	1
10'/11'	0	2	1
11'/12'	2	1	1
12'/13'	0	1	2
13'/14'	0	0	3
14'/15'	2	2	1
15'/16'	4	1	1
16'/17'	2	1	2

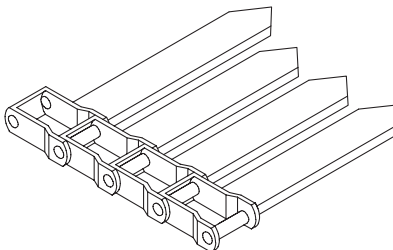


Pintle Conveyor Chain - Single Bar (Internal Doghouse)

BODY LENGTH	INTERNAL DOGHOUSE	INTERNAL DOGHOUSE	INTERNAL DOGHOUSE
	82080	82081	82082
10'	1	1	1
11'	0	2	1
12'	2	1	1
13'	0	1	2
14'	0	0	3
15'	2	2	1
16'	4	1	1
17'	2	1	2

Pintle Conveyor Chain - Double Bar (External Doghouse)

HOPPER/BODY LENGTH	EXTERNAL DOGHOUSE	EXTERNAL DOGHOUSE	EXTERNAL DOGHOUSE
	83279	83280	83281
9'/10'	1	1	1
10'/11'	0	2	1
11'/12'	2	1	1
12'/13'	0	1	2
13'/14'	0	0	3
14'/15'	2	2	1
15'/16'	4	1	1
16'/17'	2	1	2



Pintle Conveyor Chain - Double Bar (Internal Doghouse)

BODY LENGTH	INTERNAL DOGHOUSE	INTERNAL DOGHOUSE	INTERNAL DOGHOUSE
	83279	83280	83281
10'	1	1	1
11'	0	2	1
12'	2	1	1
13'	0	1	2
14'	0	0	3
15'	2	2	1
16'	4	1	1
17'	2	1	2

Belt-Over Conveyor Chain

Belt-Over Conveyor Chain - Pintle (External Doghouse)


HOPPER/BODY LENGTH	PART NO. FOR ENTIRE CHAIN
9'/10'	83341
10'/11'	83342
11'/12'	83343
12'/13'	83344
13'/14'	83345
14'/15'	83346
15'/16'	83347
16'/17'	83348

Belt-Over Conveyor Chain - Pintle (Internal Doghouse)

HOPPER/BODY LENGTH	PART NO. FOR ENTIRE CHAIN
10'	83342
11'	83343
12'	83344
13'	83345
14'	83346
15'	83347
16'	83348
17'	86677

Belt-Over Conveyor Chain - Pintle (Service Parts Only)

ITEM	PART NO.	DESCRIPTION
A	02432	Washer, conveyor, belt
B	11296	Screw, FHPH, 5/16NV x 3/4
C	83145	Plate, splice, cover
D	114765	Bar, flight, weldment, tapped
E	DRI240	Link

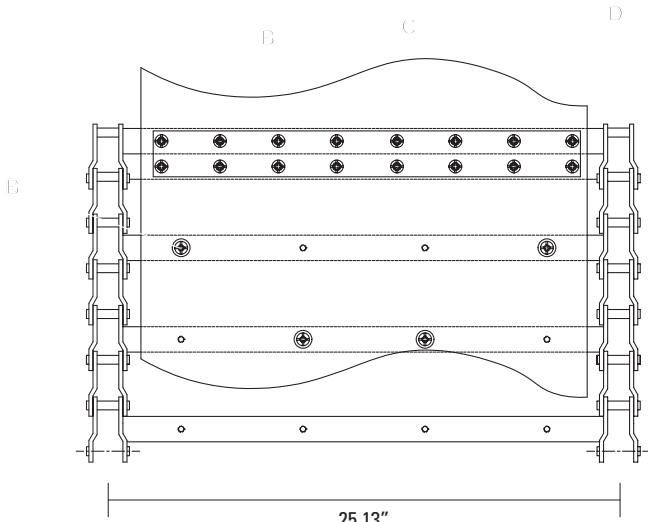


Parts Quantity (External Doghouse)

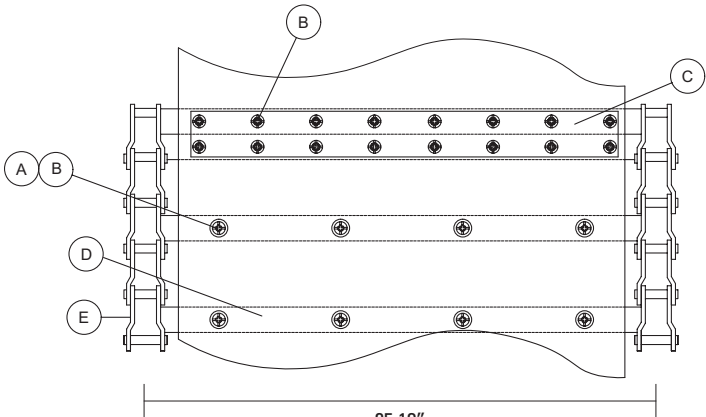
HOPPER/BODY LENGTH	ENTIRE CHAIN	02432	11296
9'/10'	83341	192	208
10'/11'	83342	208	224
11'/12'	83343	244	260
12'/13'	83344	264	280
13'/14'	83345	276	292
14'/15'	83346	296	312
15'/16'	83347	320	336
16'/17'	83348	340	356

Parts Quantity (Internal Doghouse)

BODY LENGTH	ENTIRE CHAIN	02432	11296
10'	83342	192	208
11'	83343	208	224
12'	83344	244	260
13'	83345	264	280
14'	83346	276	292
15'	83347	296	312
16'	83348	320	336
17'	86677	340	356



Note: Coupler link cotter pin to be welded during assembly.




Note: Coupler link cotter pin to be welded during assembly.

Electric Spreader Control System

Electric Control System Retrofit Kits

PART NO.	DESCRIPTION		
159813	FSM & FSP	Basic	Electric system assembly, retrofit, sealed/solid state, for conveyor, spinner, strobe light, work light
159814	FSM & FSP	Basic w/ prewet	Electric system assembly, retrofit, sealed/solid state, for conveyor, spinner, strobe light, work light w/ prewet
159815	FSH	Basic	Electric system assembly, retrofit, sealed/solid state, for conveyor, spinner, strobe light, work light
159816	FSH	Basic w/ prewet	Electric system assembly, retrofit, sealed/solid state, for conveyor, spinner, strobe light, work light w/ prewet
159817	FSH	CHARGE Can bus	CHARGE Electric system assembly, retrofit, w/CANBUS (Spreader only)
159818	TGS	Basic	Electric system assembly, retrofit, sealed/solid state, for conveyor, spinner, strobe light, work light
159819	TGS	Basic w/ prewet	Electric system assembly, retrofit, sealed/solid state, for conveyor, spinner, strobe light, work light w/ prewet
159821	RTS	Basic	Electric system assembly, retrofit, sealed/solid state, for conveyor, spinner, strobe light, work light
159822	RTS	Basic w/ prewet	Electric system assembly, retrofit, sealed/solid state, for conveyor, spinner, strobe light, work light w/ prewet
158989	All	GPS antenna	GPS antenna assembly w/ CANBUS, plug & play ground speed control
159800	All	Ground speed odo	Ground speed odometer module assembly w/CANBUS, requires odometer output signal

- Replace existing electric controls with a new, reliable, solid state system.
- One master control panel for all functions: conveyor, spinner, prewet and auxiliary lights.
- Automated features included: on-demand surge output, system function monitoring, built-in diagnostics, overload protection, and easy calibration.
- Automated conveyor output-to-speed and liquid output-to-speed with GPS option.
- Update programming via USB flash drive into USB port.
- Works with all DC spreaders






DISCONTINUED PARTS



NEW RETROFIT KITS

Electric Control Systems Replacement Guide

DISCONTINUED PART NO.	NEW RETROFIT KITS
139970	FSH: 159815 / FSP & FSM: 159813 / TGS: 159818 / RTS: 159821
139971	FSH: 159816 / FSP & FSM: 159814 / TGS: 159819 / RTS: 159822
140348	159817
140349	159817
140782	159813
140784	159813
140785	159815
140786	159818
140787	159821
140789	159814
140791	159814
140792	159816
140793	159819
140794	159822



RETROFIT
FSP KIT



Poly Fender Kits

PART NO.	DESCRIPTION
160175	Single-axle, black, blank, poly fenders (pair)
160533	Single-axle, black, blank, poly quarter-fenders (pair)
160920	Tandem-axle, black, blank, poly fenders (pair)
161086	Tandem-axle, black, blank, poly quarter-fenders (pair)
164641	Poly, black, blank single fender

Others available upon request.



Fender Mount Brackets

PART NO.	DESCRIPTION
160511	Fender mount bracket, offset (single)
160927	Fender mount bracket, offset, adjustable (set)
161025	Fender support mount bracket, straight
162105	Fender mount wedge

Others available upon request.



Once options are selected, please contact Henderson Parts Team for pricing and Compatibility

Height Size

- Flush Heights**
- +8" Heights (with Taller bolster)
 - +16" Heights (with taller rear bolster)

- Heights**
- 24", 26", 30", 32", 34", 36", 38", 40", 42", 44", 46", 52", 60"

Tailgate Styles

- Standard Straight
- Sloped
- Asphalt

Coal Chute Options

- 1 (13.5" Wide)
- 2 (13.5" Wide)
- 3 (13.5" Wide)
- 1 (18" Wide)
- 2 (18" Wide)

Panel Materials (Typically Matches Body)

- 10-gauge**
- 10-gauge Grade 50 Mild Steel
 - 10-gauge 201 Stainless Steel
 - 10-gauge 304 Stainless Steel

- 7-Gauge**
- 7-gauge Grade 50 Mild Steel
 - 7-gauge 201 Stainless Steel
 - 7-gauge 304 Stainless Steel

- AR400**
- 3/16" AR400
 - 1/4" AR400

Brace Options

- Horizontal Braces**
- 0, 1, 2, 3, 4, 5

- Vertical Braces**
- 0, 2

Hinge Styles

- Standard
- Watertight
- Barn Door
- Double Upper

Top Pivot Hardware (Ships Loose)

- 1" Plate Brackets**
- Greaseable 1¼" Pins
 - Non-Greaseable 1¼" Pins
- 1 1/2" Plate Brackets**
- Greaseable 1½" Pins
 - Non-Greaseable 1½" Pins

Lift Loops

- Bar
- D-Ring (flame cut)
- D Ring (bent rod)

Brace Materials

- 10-gauge**
- 10-gauge Grade 50 Mild Steel
 - 10-gauge 201 Stainless Steel
 - 10-gauge 304 Stainless Steel

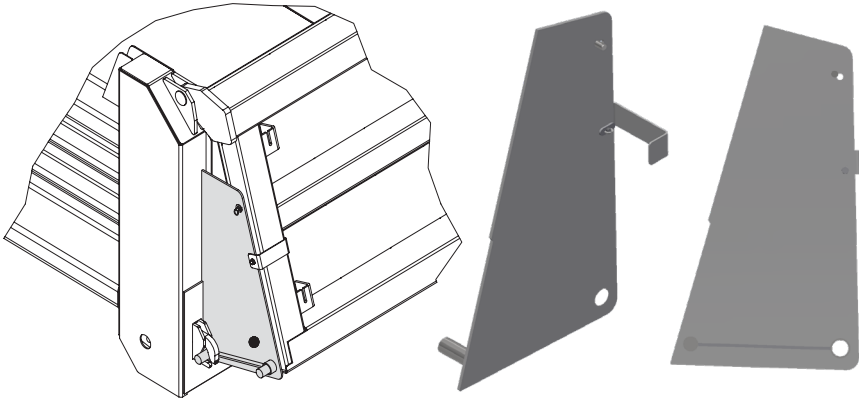
- 7-Gauge**
- 7-gauge Grade 50 Mild Steel
 - 7-gauge 201 Stainless Steel
 - 7-gauge 304 Stainless Steel

TGS Spill Shield Kit

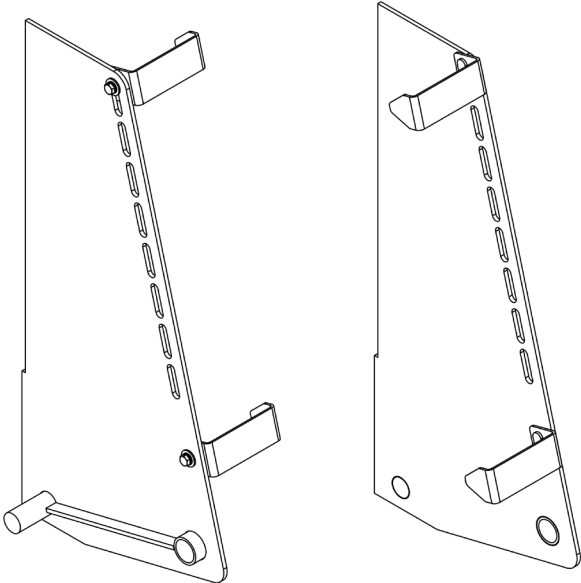
TGS Spill Shield Kit

PART NO.	DESCRIPTION
138815.201	60" TG
138817.201	52" TG
138819.201	
138821.201	24"/26" TG
138822.201	36"/26" TG
138827.201	30"/32"/34" TG
171637.201	

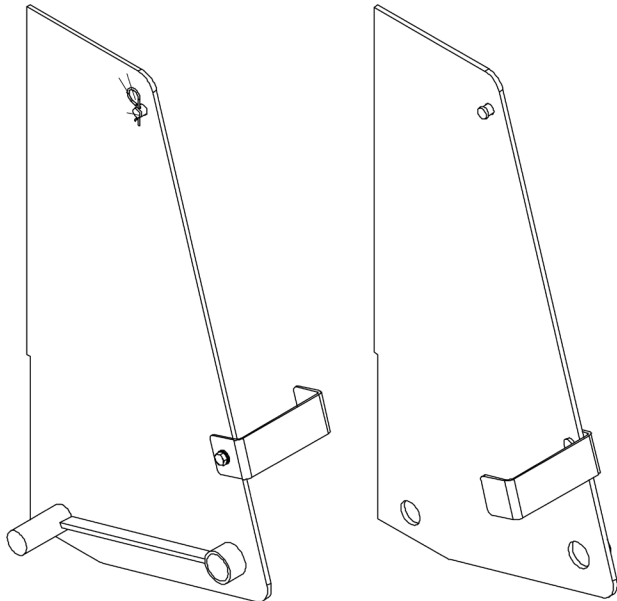
- Fills the gap between the tailgate, the body, and the spreader
- Complete kit with all required hardware and shields



44" TGS Spill Shield Kit 180034.201



33" TGS Spill Shield Kit 353450-002.201



Bearings

Bearing, Flange, 1 1/2, 4-Bolt 03006

- Used on FSH




Bearing, Flange, 1 1/4, 4-Bolt 10251

- Used on TGS




Bearing, Flange, 2, 4-Bolt 50622

- Used on FSH/Muni




Bearing, Flange, 1 1/8, 2-Bolt 51862

- Used on FSP/FSM



Bearing, Pillow block, 3/4", 2-Bolt 51867

- Used on FSP/FSM



Special Part

Bearing, Flange, 2", 2-Bolt 88616

- Used on Auger FSH



Bushings

6" Drive Hub Group Kit 84959K

- Used on TGS/TRS



Adapter Bushing, DD, 1.0 84959



9" Drive Hub Group Kit 75769K

- Used on TGS/TRS



Adapter Bushing 2.0"/2.5" 86173

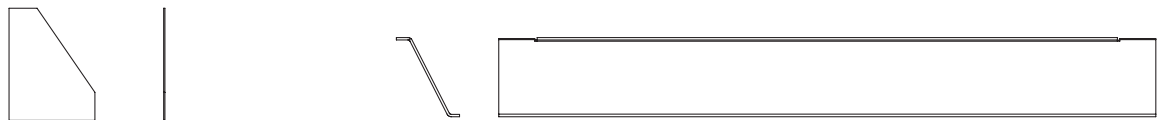


Adapter Bushing, DD, 1.25 75769



Asphalt Lips

For Munibodies



- 119741** (Mild steel)
119741.201 (201 stainless steel)
- Left or right side weld-on bracket
 - 7-ga. (201 stainless steel or mild steel)
 - 0.18" W x 12.25"D x 16.00"H

- 122907.201**
- 8" bolt-on bottom section
 - 7-ga. 201 stainless steel
 - 3 mounting holes
 - 95.13"W x 8.25"H x 6.58"D



For Dump Bodies



75199

- 12" weld-on bottom section
- 96.00"W x 12.00"D



141217.201

- 10" bolt-on bottom section
- 7-ga. 201 stainless steel
- 7 mounting holes
- 100.00"/92.50"W x 10.00"D



147666.201

- 10" bolt-on bottom section
- 7-ga. 201 stainless steel
- 7 mounting holes
- 26° slope
- 96.12"W x 7.99" H x 10.00"D

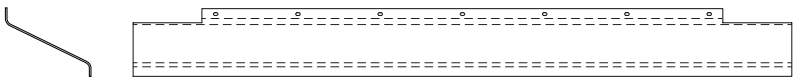


HX14396 (Mild steel)

HX14396.201 (201 stainless steel)


HX14396.AR4 (AR4 steel)

- 12" bolt-on bottom section
- 7-ga. (AR4, 201 stainless steel or mild steel)
- 7 mounting holes
- 96.12"W x 12.00"D



147665.AR4


- 10" bolt-on bottom section
- 3/16" AR4 steel
- 7 mounting holes
- 26° slope
- 96.12"W x 7.98" H x 10.00"D



83323

- 12" bolt-on
- 7 mounting holes on tray / 4 mounting holes on sides

TGS Bracket Mounts



TGS Asphalt Lip, Pin-on/Bolt-on 7G Kit

142555, 142555.201, 142555 AR4



TGS Asphalt Lip Kit

183906

- Choose body or truck side mounts



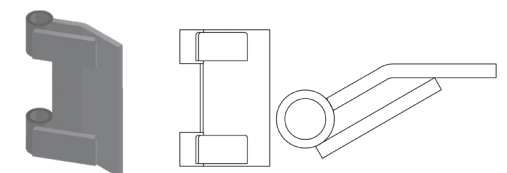
TGS Asphalt Lip Kit

183907

- TGS/Asphalt Lip, 96"
- Choose body or spreader side mounts


183908

- TGS/Asphalt Lip, 98"
- Choose body or spreader side mounts



TGS Bracket Mount Weld On

124720



Asphalt Lip Bolt-on

83323, 83323.AR4, 83323.201, 182017

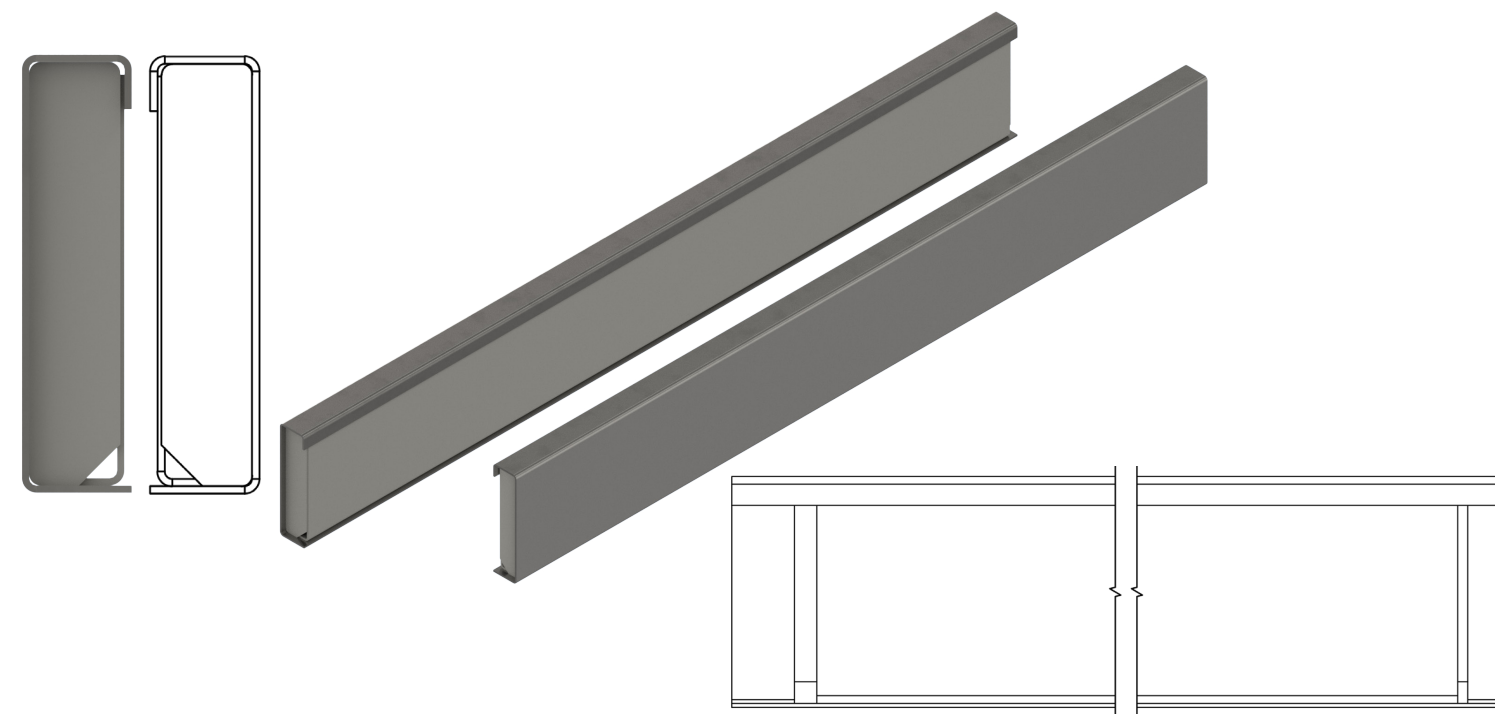


Asphalt Lip Bolt-on Kit

183906.201

- Choose asphalt lip bolt on or mount kit

Sideboards



Note: a high lift body with the boardpocket option uses sideboards that are 2’ shorter than nominal body length.

8” 201 Stainless Steel Sideboards for Mark-E Dump Bodies (Including Tub-Style Bodies)


Note: A high lift body with the boardpocket option uses sideboards that are 2’ shorter than nominal body length.

PART NO.	DESCRIPTION	QUANTITY REQUIRED		
351301.201	SS Sideboard	70.75" x 8.00"	For 9.00' high lift dump body - with std 2" pockets	2
351302.201	SS Sideboard	76.75" x 8.00"	For 9.50' high lift dump body - with std 2" pockets	2
351303.201	SS Sideboard	82.75" x 8.00"	For 10.00' high lift dump body - with std 2" pockets	2
351304.201	SS Sideboard	88.75" x 8.00"	For 10.50' high lift dump body - with std 2" pockets	2
351305.201	SS Sideboard	94.75" x 8.00"	For 11.00' high lift dump body - with std 2" pockets	2
351306.201	SS Sideboard	100.75" x 8.00"	For 11.50' high lift dump body - with std 2" pockets	2
351307.201	SS Sideboard	106.75" x 8.00"	For 10.00' dump body - with std 2" pockets / For 12.00' high lift dump body - with std 2" pockets	2
351308.201	SS Sideboard	112.75" x 8.00"	For 10.50' dump body - with std 2" pockets / For 12.50' high lift dump body - with std 2" pockets	2
351309.201	SS Sideboard	118.75" x 8.00"	For 11.00' dump body - with std 2" pockets / For 13.00' high lift dump body - with std 2" pockets	2
351310.201	SS Sideboard	124.75" x 8.00"	For 11.50' dump body - with std 2" pockets / For 13.50' high lift dump body - with std 2" pockets	2
351311.201	SS Sideboard	130.75" x 8.00"	For 12.00' dump body - with std 2" pockets / For 14.00' high lift dump body - with std 2" pockets	2
351312.201	SS Sideboard	136.75" x 8.00"	For 12.50' dump body - with std 2" pockets / For 14.50' high lift dump body - with std 2" pockets	2
351313.201	SS Sideboard	142.75" x 8.00"	For 13.00' dump body - with std 2" pockets / For 15.00' high lift dump body - with std 2" pockets	2
351314.201	SS Sideboard	148.75" x 8.00"	For 13.50' dump body - with std 2" pockets / For 15.50' high lift dump body - with std 2" pockets	2
351315.201	SS Sideboard	154.75" x 8.00"	For 14.00' dump body - with std 2" pockets / For 16.00' high lift dump body - with std 2" pockets	2
351316.201	SS Sideboard	160.75" x 8.00"	For 14.50' dump body - with std 2" pockets / For 16.50' high lift dump body - with std 2" pockets	2
351317.201	SS Sideboard	166.75" x 8.00"	For 15.00' dump body - with std 2" pockets / For 17.00' high lift dump body - with std 2" pockets	2
351318.201	SS Sideboard	172.75" x 8.00"	For 15.50' dump body - with std 2" pockets / For 17.50' high lift dump body - with std 2" pockets	2
351319.201	SS Sideboard	178.75" x 8.00"	For 16.00' dump body - with std 2" pockets / For 18.00' high lift dump body - with std 2" pockets	2
351320.201	SS Sideboard	184.75" x 8.00"	For 16.50' dump body - with std 2" pockets / For 18.50' high lift dump body - with std 2" pockets	2
351321.201	SS Sideboard	190.75" x 8.00"	For 17.00' dump body - with std 2" pockets / For 19.00' high lift dump body - with std 2" pockets	2
351322.201	SS Sideboard	196.75" x 8.00"	For 17.50' dump body - with std 2" pockets / For 19.50' high lift dump body - with std 2" pockets	2
351323.201	SS Sideboard	202.75" x 8.00"	For 18.00' dump body - with std 2" pockets / For 20.00' high lift dump body - with std 2" pockets	2
351324.201	SS Sideboard	208.75" x 8.00"	For 18.50' dump body - with std 2" pockets	2
351325.201	SS Sideboard	214.75" x 8.00"	For 19.00' dump body - with std 2" pockets	2
351325.201	SS Sideboard	220.75" x 8.00"	For 19.50' dump body - with std 2" pockets	2
351325.201	SS Sideboard	226.75" x 8.00"	For 20.00' dump body - with std 2" pockets	2



Poly Sideboards

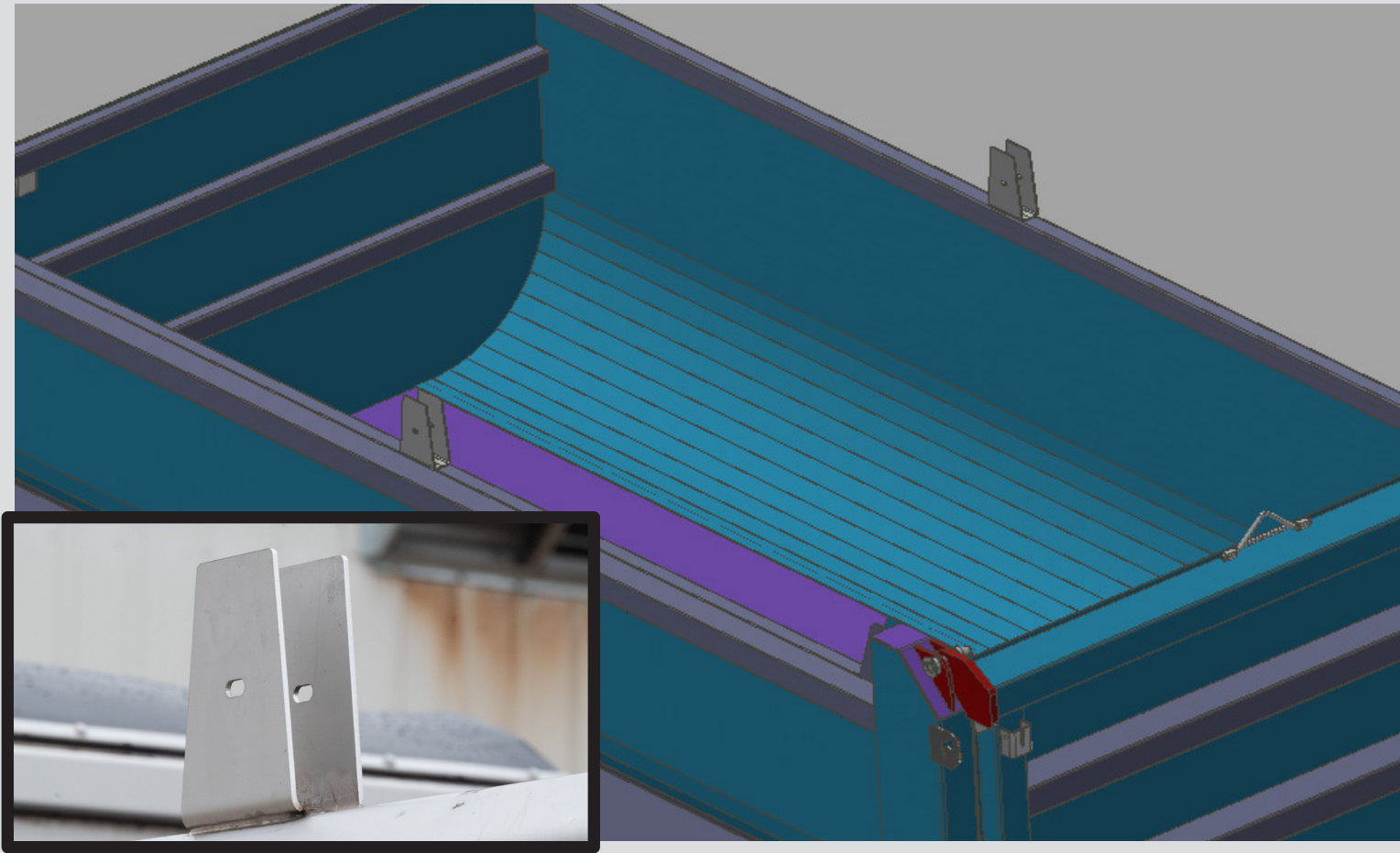
Poly Side Boards are a 100% recycled plastic that utilizes high quality HDPE (High Density Polyethylene) to create a long lasting product. With Poly Side Boards you will be protecting your top rails and increasing your dump body capacity with an environmentally friendly board that won’t rot or splinter, is resistant to salt and oils, doesn’t require painting or staining and has a long life expectancy. Contact your parts specialist to find the right size sideboard for your truck!
POLY SIDEBOARD PART NO. 160512, 160513, get more upon request.



Center Bracket for Sideboard

1708017, 178017.201

- Bracket is single “L”
- Can be doubled up to make cup



Plow Components

Joma Cutting Edge Kits

PART NO.	DESCRIPTION	
163543	Cutting edge	10' kit
163993	Cutting edge	11' kit
165478	Cutting edge	12' kit

Contact the Henderson Parts Dept. for all other kits, combinations and hardware available.



Standard Cutting Edges

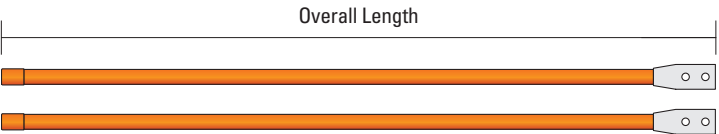
PART NO.	DESCRIPTION	
81935	.625" x 8" x 10'	
81936	.625" x 8" x 11'	
81937	.625" x 8" x 12'	



Carbide Cutting Edges

PART NO.	DESCRIPTION	
81933	.75" x 6" x 4'	
81934	.75" x 6" x 3'	

Contact the Henderson Parts Dept. for all other kits, combinations and hardware available.



Marker Sticks

PART NO.	DESCRIPTION	
134497	.75" dia. Orange with steel wire inserts, 30" long overall (pair)	
81665	.75" dia. Orange with steel wire inserts, 36" long overall, (pair)	
170913	.75" dia. Orange with steel wire insert, 36" long overall (single)	
110692	.75" dia. Orange with steel wire inserts, 48" long overall (pair)	
180250	.75" dia. Orange with steel wire insert, 48" long overall (single)	

RSP, OWP, & MSP Hardware Kit for Cutting Edges & Curb Guards


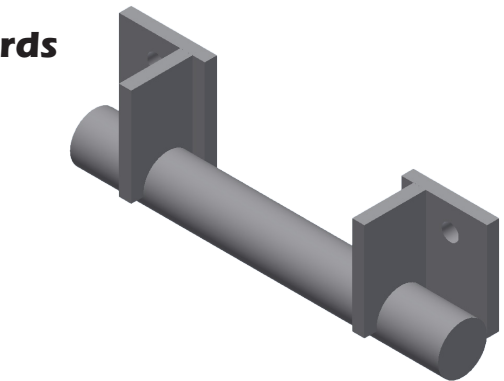
187229

- All the hardware needed to replace standard and carbide cutting edges and curb guards on one plow: 14 cutting edge bolts, 4 curb guard bolts, and 18 locking nuts.
- For 10', 11', and 12' RSP & MSP plows
- For standard and carbide cutting edges

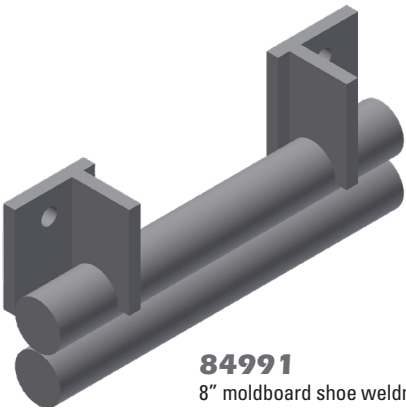


OWP - Slated Trip Hardware Kit 189520

Curb Guards



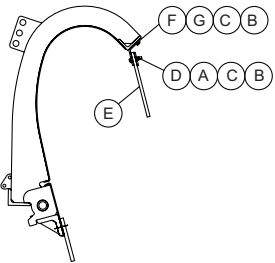
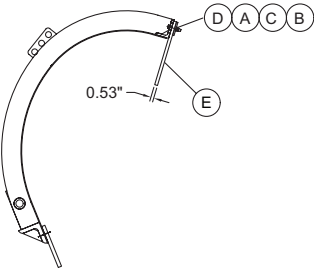
85776
Half-moon curb guard



84991
8" moldboard shoe weldment
12" spread between boltholes



86980
Wrap-around curb guard
11" L, .2" W, 4.12"H



Rubber Deflectors

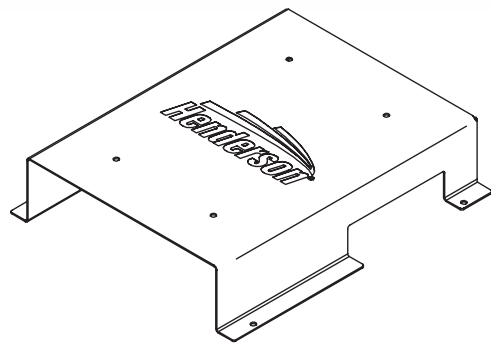

PART NO.	ITEM	10'	11'	12'	DESCRIPTION
50338	A	8	8	9	Screw, CP, HX, 3/8NC x 2 G5
111430	B	8	8	9	Nut, nylock, 3/8-16NC
10538	C	8	8	9	Washer, flat, standard, 3/8"
342803.201	D	1	-	-	Plate, backing, deflector, 10'
342804.201	D	-	1	-	Plate, backing, deflector, 11'
342805.201	D	-	-	1	Plate, backing, deflector, 12'
338601	E	1	-	-	Logo deflector, rubber, 10'
81653	E	1	-	-	Plain deflector, rubber, 10'
338602	E	-	1	-	Logo deflector, rubber, 11'
81654	E	-	1	-	Plain deflector, rubber, 11'
338603	E	-	-	1	Logo deflector, rubber, 12'
81655	E	-	-	1	Plain deflector, rubber, 12'
340501	F	1	-	-	Bracket for 10' deflector
340502	F	-	1	-	Bracket for 11' deflector
340503	F	-	-	1	Bracket for 12' deflector
50337	G	8	8	9	Screw, CP, HX, 3/8NC x 1-1/2 G5

Henderson UPFITTERS CATALOG

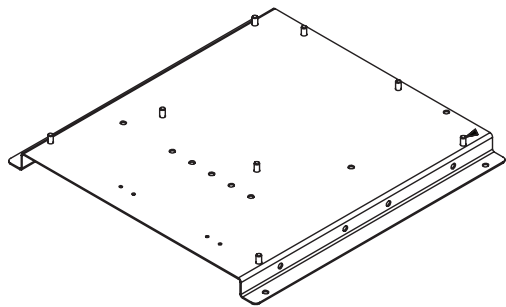
2025-2026



Power Distribution Panel




138179.201
PowerPlus Power Distribution
Box Cover



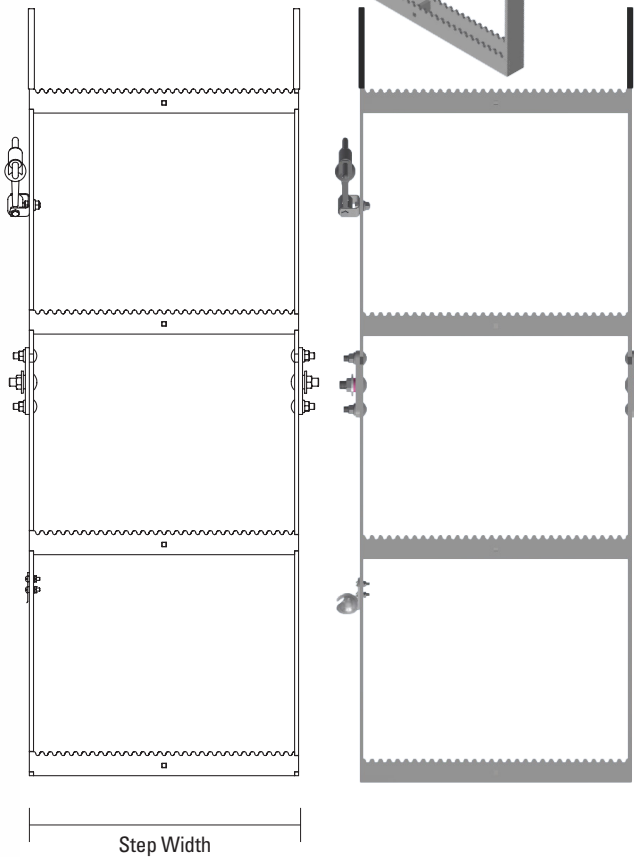
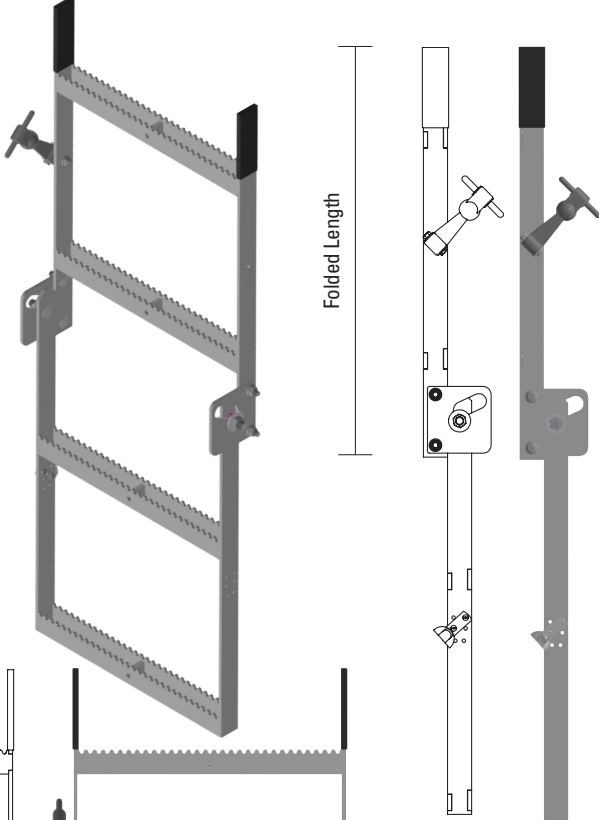
138178.201
PowerPlus Power Distribution
Base Weldment

Sure Step Ladder



Sure Step Bolt-On Pivoting Ladders for Dump Bodies

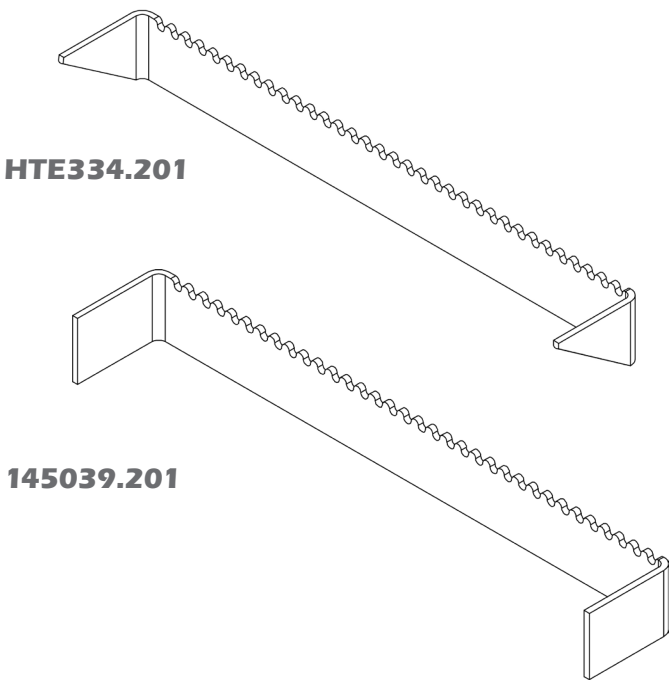
PART NO.	DESCRIPTION			
155879.201	24.45" folded	46.68" overall length	16.75" step width	201 stainless steel construction
155880.201	30.45" folded	52.67" overall length	16.75" step width	201 stainless steel construction
155881.201	36.45" folded	69.44" overall length	16.75" step width	201 stainless steel construction
155882.201	44.45" folded	77.44" overall length	16.75" step width	201 stainless steel construction
155883.201	52.45" folded	85.44" overall length	16.75" step width	201 stainless steel construction
155884.201	60.45" folded	93.44" overall length	16.75" step width	201 stainless steel construction



Sure-Step



Sure-Step Stainless Steel Steps



PART NO.	DESCRIPTION
HTE334.201	Angled sides - 18.00" wide x 3" deep, serrated grip, weld-on - for sidebrace angled attachment
145039.201	Straight sides - 18.00" wide x 3" deep, serrated grip, weld-on - for flat surface attachment



Stainless Steel ToolBox / Body Accesories



Stainless Steel Toolboxes

- Rubber door seals for weather resistance

PART NO.	DESCRIPTION
180220.201	18.00"W x 18.00"H x 24.00"D
180148	18.00"W x 18.00"H x 35.00"D
130266.201	36.00"W x 18.00"H x 24.00"D
176701.201	36.00"W x 18.00"H x 18.00"D
121710	96.00"W x 25.62"H x 24.25"D
121688	66.00"W x 25.62"H x 24.25"D
156786.201	42.00"W x 25.62"H x 24.25"D
180095.201	Bracket mount kit
180166.201	Bracket mount kit
156507	Seal - 6'
88508	Latch



Extra Body Accessories

15" Baffle Balls


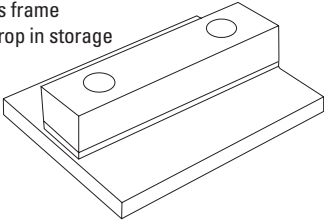
- 114108**
- 15" diameter x 27" length assembled
 - Poly construction



Body Prop Pad Kit

184994

- Rubber
- Protects the chassis frame
- Secures the body prop in storage position



Pintle Plates

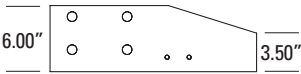


All Pintle Plates

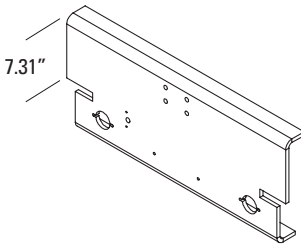
PART NO.	DESCRIPTION
135094	1.00" plate 34.00" x 24.00" Fits 4.50" frame rails
140876	1.00" plate 34.00" x 24.00" Fits 3.80" frame rails
HTE256	1.00" plate 33.25" x 14.00" Fits 3.50" frame rails
158144	1.00" plate 34.00" x 24.00" Fits 4.50" frame rails - with two 13.25" posts at 17.75" on center
158145	1.00" plate 33.25" x 29.63" Fits 4.55" frame rails - with two 13.25" posts at 17.75" on center
158146	1.00" plate 33.25" x 27.63" Fits 4.55" frame rails - with two 13.25" posts at 17.75" on center
137680	0.75" plate 34.00" x 19.75" Fits 3.69" frame rails
140136	0.75" plate 33.88" x 25.63" Fits 10.63" frame rails
140859	0.75" plate 33.88" x 24.50" Blank
HTE45	0.75" plate 33.13" x 17.09" Fits 4.00" frame rails
HTE208	0.75" plate 33.13" x 24.05" Fits 9.50" frame rails
HTE213	0.75" plate 33.375" x 14.75" Blank with cutouts for 3 light cluster
HTE239	0.75" plate 33.13" x 17.50" Cutout for 2" receiver tube and 3 light cluster - for single axle w/ sub-frame
HTE240	0.75" plate 33.13" x 17.50" Fits 9.50" frame rails - holes for 20-ton hook and 3 light cluster - for SA w/ sub-frame
HTE241	0.75" plate 33.13" x 17.50" Fits 9.50" frame rails - holes for 25-ton hook and 3 light cluster - for SA w/ sub-frame
HTE269	0.75" plate 33.50" x 15.00" Cutouts for 2 round lights
HTE270	0.75" plate 33.50" x 15.00" Cutouts for round light holes and 3 light cluster
HTE271	0.75" plate 33.50" x 15.00" Cutouts for rectangular light holes and 3 light cluster
HTE272	0.75" plate 33.50" x 15.00" Holes for 20-ton hook, cutouts for round light holes and 3 light cluster
HTE273	0.75" plate 33.50" x 15.00" Holes for 25-ton hook
HTE335	0.75" plate 33.50" x 24.50" Fits 9.50" frame rails - holes for 20-ton hook and 3 light cluster - for SA w/ sub-frame
HTE336	0.75" plate 33.88" x 9.50" Fits 4.50" frame rails - for tandem axle
122356	0.625" plate 33.88" x 24.50" Fits 9.50" frame rails - blank
HTE355	0.625" plate 36.00" x 16.00" 1-ton, cutouts for 2" receiver and 3 light cluster
HTE356	0.625" plate 36.00" x 16.00" 1-ton, cutouts for 20-ton hook and 3 light cluster
NJTA120	0.50" plate 18.75" x 6.00"
NJTA130	0.50" plate 34.88" x 14.87" x 2.93" Fits 7.50" frame rails - plate formed into a C bracket
HTE313	0.50" plate 32.38" x 10" x 3.75" Fits 4.88" frame rails - plate formed into L bracket

Pintle Plates

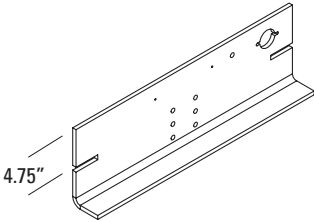
0.500" Plate



NJTA120
■ 0.500" plate
■ 18.75" w x 6.00" h
■ 6.00" / 3.50" side edges

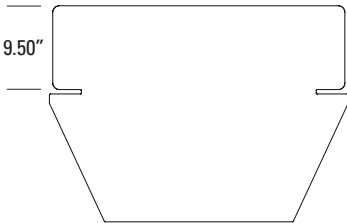


NJTA130
■ 0.500" plate
■ 34.88" w x 14.87" h
■ Fits 7.31" frame rails

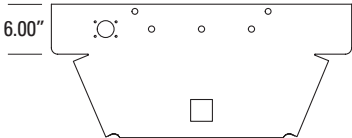


HTE313
■ 0.50" plate
■ 32.38" w x 12.83" h
■ Fits 4.75" frame rails

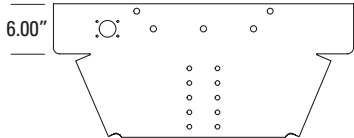
0.625" Plate



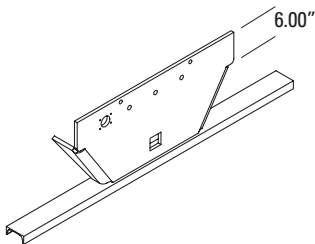
122356
■ 0.625" plate
■ 33.88" w x 24.50" h
■ Fits 9.50" frame rails



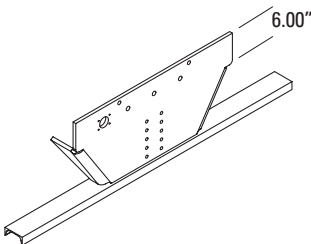
HTE352
■ 0.625" plate
■ 36.00" w (top) x 16.00" h
■ Fits 6.00" frame rails



HTE353
■ 0.625" plate
■ 36.00" w (top) x 16.00" h
■ Fits 6.00" frame rails

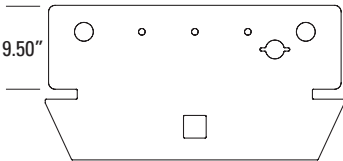


HTE355
■ 0.625" plate
■ 36.00" w (top) x 16.00" h + channel
■ One ton
■ Fits 6.00" frame rails

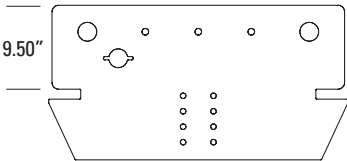


HTE356
■ 0.625" plate
■ 36.00" w (top) x 16.00" h + channel
■ One ton
■ Fits 6.00" frame rails

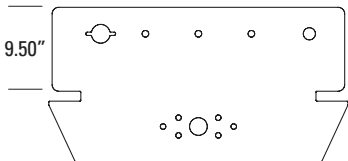
0.75" Plate



HTE239
■ 0.75" plate
■ 33.88" w x 17.50" h
■ Fits 9.50" frame rails

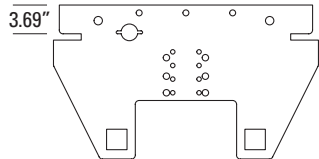


HTE240
■ 0.75" plate
■ 33.88" w x 17.50" h
■ Fits 9.50" frame rails

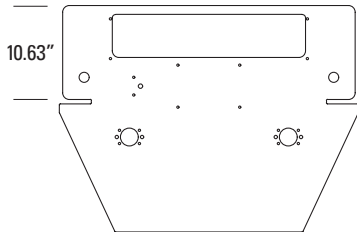


HTE241
■ 0.75" plate
■ 33.88" w x 17.50" h
■ Fits 9.50" frame rails

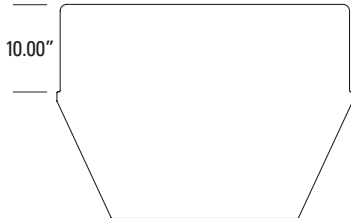
0.75" Plate Continued



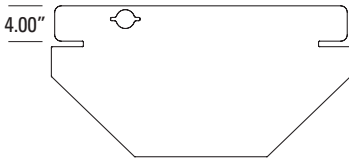
137680
■ 0.75" plate
■ 34.00" w x 19.75" h
■ Fits 3.69" frame rails



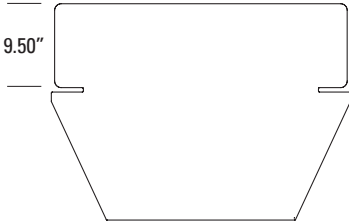
140136
■ 0.75" plate
■ 33.88" w x 25.63" h
■ Fits 10.63" frame rails



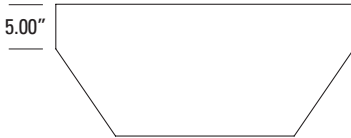
140859
■ 0.75" plate
■ 33.13" w x 24.50" h
■ 10.00" side edges



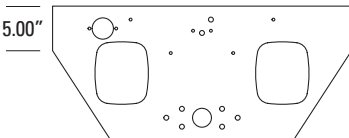
HTE45
■ 0.75" plate
■ 33.88" w x 17.09" h
■ Fits 4.00" frame rails



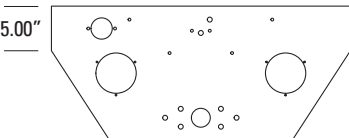
HTE208
■ 0.75" plate
■ 33.88" w x 24.50" h
■ Fits 9.50" frame rails



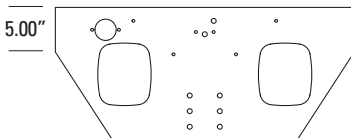
HTE213
■ 0.75" plate
■ 33.37" w x 14.75" h
■ 5.00" side edges



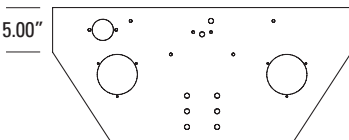
HTE269
■ 0.75" plate
■ 33.50" w x 15.00" h
■ 5.00" side edges



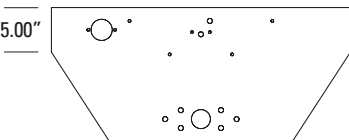
HTE270
■ 0.75" plate
■ 33.50" w x 15.00" h
■ 5.00" side edges



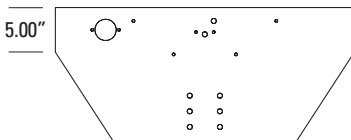
HTE271
■ 0.75" plate
■ 33.50" w x 15.00" h
■ 5.00" side edges



HTE272
■ 0.75" plate
■ 33.50" w x 15.00" h
■ 5.00" side edges



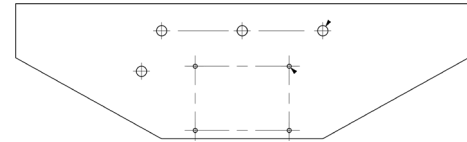
HTE273
■ 0.75" plate
■ 33.50" w x 15.00" h
■ 5.00" side edges



HTE274
■ 0.75" plate
■ 33.50" w x 15.00" h
■ 5.00" side edges

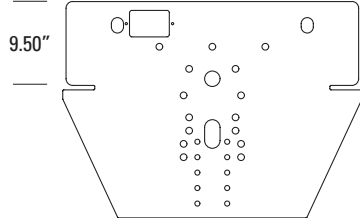
Pintle Plates

0.75" Plate Continued



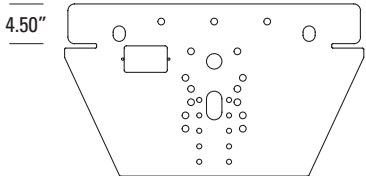
HTE305
Cover Plate

- Four 0.75" holes
- Four 0.31" holes



HTE335

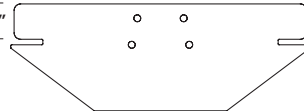
- 0.75" plate
- 33.88" w x 24.50" h
- Fits 9.50" frame rails



HTE336

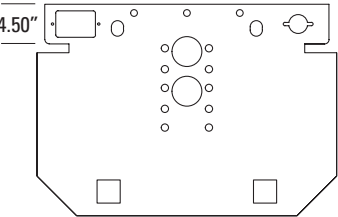
- 0.75" plate
- 33.88" w x 19.50" h
- Fits 4.50" frame rails

1.00" Plate



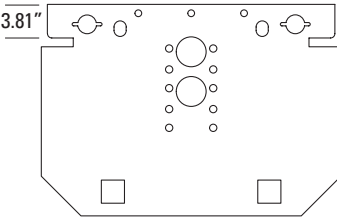
108423

- 1.00" plate
- 33.88" w x 12.09" h
- Fits 4.00" frame rails



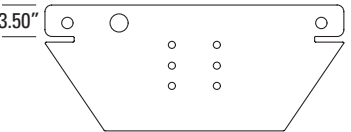
135094

- 1.00" plate
- 34.00" w x 24.00" h
- Fits 4.50" frame rails



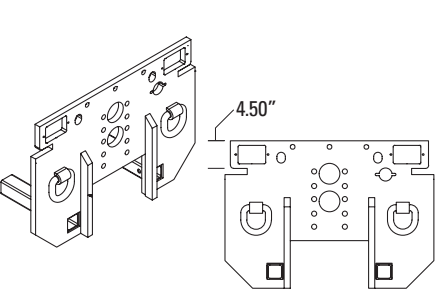
140876

- 1.00" plate
- 34.00" w x 24.00" h
- Fits 3.81" frame rails



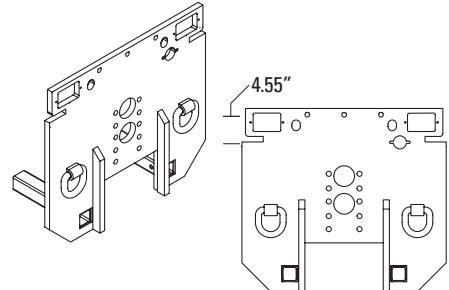
HTE256

- 1.00" plate
- 33.25" w x 14.00" h
- Fits 3.50" frame rails



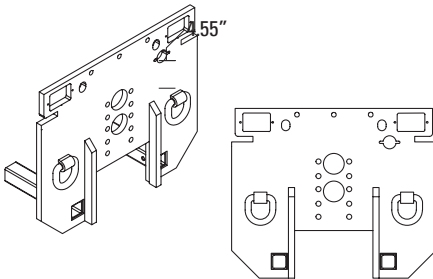
158144

- 1.00" plate
- 34.00" w x 24.00" h
- Two 1.00" D-rings
- Two tube receivers: 17.75" OC
- Fits 4.50" frame rails



158145

- 1.00" plate
- 33.25" w x 29.63" h
- Two 1.00" D-rings
- Two tube receivers: 17.75" OC
- Fits 4.55" frame rails



158146

- 1.00" plate
- 33.25" w x 27.63" h
- Two 1.00" D-rings
- Two tube receivers: 17.75" OC
- Fits 4.55" frame rails



Attachments Compatibility Guide

PART NO.	HOLE SIZE	VERTICAL	HORIZONTAL	HTE313	HTE353	HTE356	HTE240	HTE241	137680	HTE289	HTE270	HTE271	HTE272	HTE273	HTE274	HTE335	HTE336	135094	140876	158144	158145	158146
160112	0.594	1.75	3.375	■	■	■	■		■			■	■		■	■	■					
160888	0.531	4.625/8	4.5/8					■		■	■			■								
160110	0.781	5.25/6.5	5.25/6.5									■	■		■	■	■					
160113	0.781	5.25/6.5	5.25/6.5									■	■		■	■	■					
160365	0.781	5.25/6.5	5.25/6.5									■	■		■	■	■					
160114	0.781	2.375/2.125	5						■									■	■	■	■	■
160364	0.781	1.875	6																			
160516	0.594	1.75	3.375	■	■	■	■		■			■	■		■	■	■					
160514	0.594	1.75	3.375	■	■	■	■		■			■	■		■	■	■					

Pintle Plate Attachments

Hooks | 20 & 25-Ton Capacity



160112

- Combination hook w/ latch
- Forged steel
- Draw bar inner eye dia: 2.00" - 3.00"
- 20-ton capacity



160888

- Swivel hook for use on uneven terrain
- Forged steel
- Draw bar inner eye dia: 2.00" - 3.00"
- 25-ton capacity

Hooks | 45-Ton Capacity



160110

- Tempered ductile iron
- 45-ton capacity w/ air kit



160113

- Tempered ductile iron
- Draw bar eye inner dia.: 2.38" - 3.00"
- 45-ton capacity



160365

- Forged steel
- Draw bar eye inner dia.: 2.38" - 3.00"
- 45-ton capacity w/ air kit

Hooks | 50-Ton Capacity



160114

- Air compensated hook
- Tempered ductile iron
- Inner diameter: 2.38" - 3.00"
- 50-ton capacity



160364

- Includes: air chamber & bracket kit, bolt kit
- Min. eye opening: 2.375"
- 50-ton capacity

Ball Mounts



160516

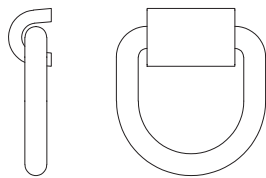
- 2" ball
- Forged steel w/ forged steel ball
- Draw bar eye inner dia.: 2.38" - 3.00"
- 10-ton capacity



160517

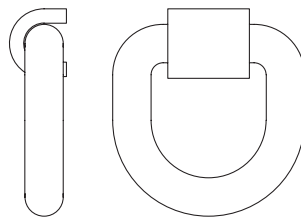
- 2.3125" (2 5/16") ball
- Forged steel w/ forged steel ball
- Draw bar eye inner dia.: 2.38" - 3.00"
- 10-ton capacity

D-rings



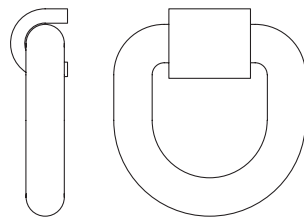
HX12163

- 0.625" D-ring (ring and retainer)
- Straight style



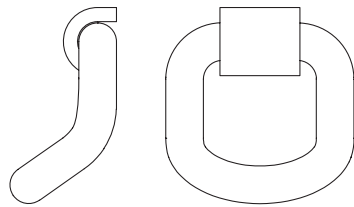
160436

- 0.75" D-ring (ring and retainer)
- Straight style



140637

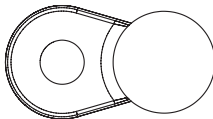
- 1.00" D-ring (ring and retainer)
- Straight style



160935

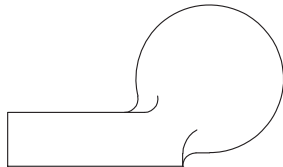
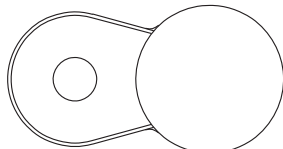
- 1.00" D-ring (ring and retainer)
- 50° bent style

Ball Joints



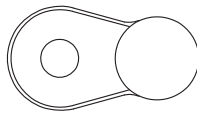
81754

- 1.88" (1 7/8") ball
- Forged steel w/ forged steel ball
- 0.813" (13/16") hole
- Fits 1.50" pipe



95130

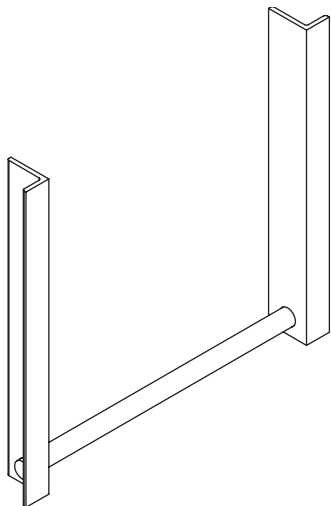
- 2.75" ball
- Forged steel w/ forged steel ball
- 0.78" (31/80") hole
- Fits 2.50" schedule 40 pipe



95131

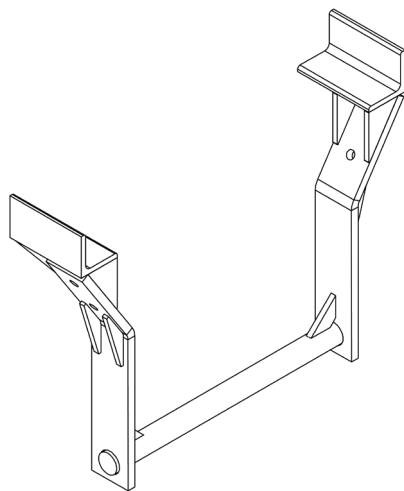
- 1.50" ball
- Forged steel w/ forged steel ball
- 0.688" (11/16") hole
- Fits 1.25" schedule 40 pipe

Specialty Channel



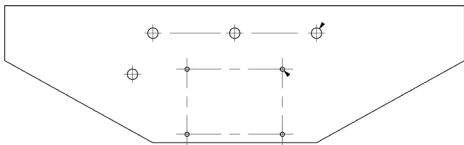
156631

- Universal chipper bar kit
- Others available upon request.*



171930

Chipper bar kit for HTE305 Cover Plate




HTE305

Cover Plate

- Four 0.75" holes
- Four 0.31" holes



Specialty Channel



- 160383**
- Swing-Away Glad hand
 - Emergency Swivel




- 160382**
- Swing-Away Glad hand
 - Service Swivel

Other Attachments

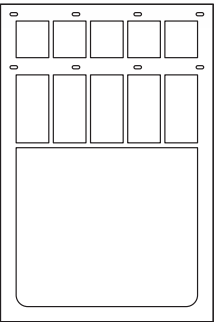
PART NO.	DESCRIPTION		
HX12163	0.625" D-ring	4.25" x 4.00" plus hinge	Pair, straight style
160436	0.75" D-ring	3.00" x 3.00" plus hinge	Pair, straight style
160637	1.00" D-ring	5.00" x 5.00" plus hinge	Pair, straight style
160935	1.00" D-ring	Heavy-duty	Pair, 50° bent style with A style clip
81754	Ball Joint	1.88" ball	Fits 1.50" schedule 40 pipe
95130	Ball Joint	2.75" ball	Fits 2.50" schedule 40 pipe
95131	Ball Joint	1.50" ball	Fits 1.25" schedule 40 pipe




Mud Flaps




- 89374**
- 0.50" black rubber
 - Raised red & white logo
 - 24.00"W x 36.00"H
 - Holes for 30" or 36"H




- 112237**
- 0.50" black rubber - plain
 - 24.00"W x 36.00"H
 - Holes for 30" or 36"H



- 76561**
- Black poly
 - Red & white logo
 - 24.00"W x 36.00"H



- 142675**
- Black poly - plain
 - 24.00"W x 30.00"H

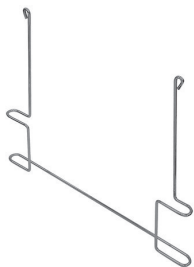


- 96581.201**
- 10-ga. Stainless steel
 - 24.00"W x 30.00"H

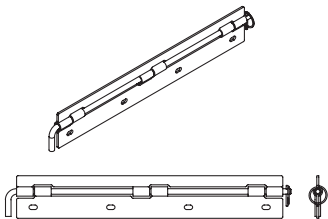


PART NO.	DESCRIPTION		
89374	0.50" rubber	24.00" x 36.00"	Black rubber - holes for 30" or 36"H with raised red & white Henderson logo imprint
112237	0.50" rubber	24.00" x 36.00"	Black rubber - holes for 30" or 36"H
76561	Poly	24.00" x 36.00"	Black poly with red & white Henderson logo imprint
142675	Poly	24.00" x 30.00"	Black poly - plain
96581.201	10-ga. Sheet	24.00" x 30.00"	0.13" stainless steel sheet with folded vertical edges

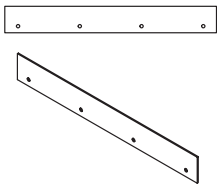
Mud Flap Brackets



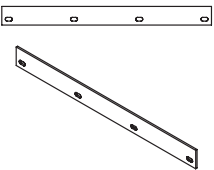
160057
■ Anti-sail bracket
■ Stainless steel
■ 26.13"W x 21.00"H



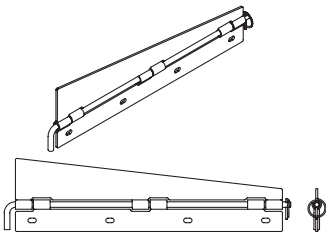
108270.201
■ Left or right side bracket
■ Stainless steel
■ 24.00"W x 3.84"H



108752.201
■ Stainless steel
■ 24.00"W x 3.00"H



110896.201
■ Anti-sail bracket
■ Stainless steel
■ 22.50"W x 2.00"H



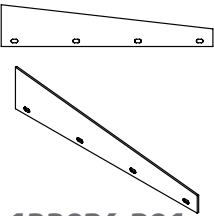
152186.201
■ Left or right side bracket
■ Stainless steel
■ 24.00"W x 6.57"/3.84"H



HTE275.201
■ Left side bracket
■ Stainless steel
■ 30.50"W x 6.00"/3.00"H



HTE276.201
■ Right side bracket
■ Stainless steel
■ 30.50"W x 6.00"/3.00"H



133026.201
■ Trapezoid bracket
■ Stainless steel
■ 24.00"W x 4.75"/2.00"H

Stainless Steel Stationary Brackets for Dump Body

PART NO.	DESCRIPTION			QUANTITY REQUIRED
108752.201	Bracket	24.00" x 3.00"	Stainless steel	2
110896.201	Bracket	22.50" x 2.00"	Stainless steel	2

Stainless Steel Stationary Brackets for Flat Floor Munibodies

PART NO.	DESCRIPTION			QUANTITY REQUIRED
113026.201	Bracket	24.00" x 4.75"/2.00"	Stainless steel	2
110896.201	Bracket	22.50" x 2.00"	Stainless steel	2

Stainless Steel Swinging Brackets for Dump Body

PART NO.	DESCRIPTION			QUANTITY REQUIRED
108270.201	Bracket	24.00" x 4.75"/2.00"	Stainless steel	1

Stainless Steel Swinging Brackets for Flat Floor Munibodies

PART NO.	DESCRIPTION			QUANTITY REQUIRED
133026.201	Bracket	24.00" x 4.75"/2.00"	Stainless steel	2
108270.201	Bracket	24.00" x 4.75"/2.00"	Stainless steel	2
152186.201	Bracket	24.00" x 6.57"/3.84"	Stainless steel	2


Stainless Steel Frame-Mounted Brackets with Anti-Sail

PART NO.	DESCRIPTION			QUANTITY REQUIRED
HTE275.201	Bracket	30.50" x 6.00"/3.00"	Stainless steel - left side	1
HTE276.201	Bracket	30.50" x 6.00"/3.00"	Stainless steel - right side	1
160057	Bracket	26.13" x 21.00"	Stainless steel wire	2
110896.201	Bracket	22.50" x 2.00"	Stainless steel	2

Stainless Steel Body-Mounted Brackets with Anti-Sail

PART NO.	DESCRIPTION			QUANTITY REQUIRED
108752.201	Bracket	24.00" x 3.00"	Stainless steel	2
160057	Bracket	26.13" x 21.00"	Stainless steel wire	2
110896.201	Bracket	22.50" x 2.00"	Stainless steel	2

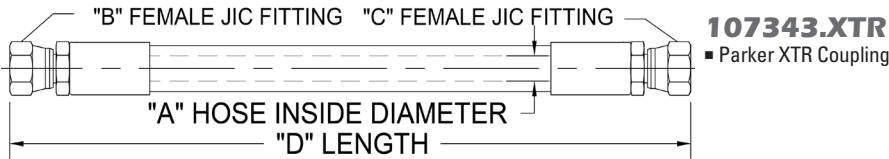
Hydraulics



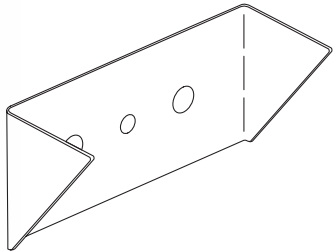
Stainless Steel Hydraulic Lines

PART NO.	DESCRIPTION			
162246	0.50" dia.	48.00" long	3,800 PSI	Ends: 37° single flare w/ female JIC ferrule and female JIC flare nut
162190	0.50" dia.	72.00" long	3,800 PSI	Ends: 37° single flare w/ female JIC ferrule and female JIC flare nut
163602	0.50" dia.	108.00" long	3,800 PSI	Ends: 37° single flare w/ female JIC ferrule and female JIC flare nut
162247	0.75" dia.	48.00" long	3,400 PSI	Ends: 37° single flare w/ female JIC ferrule and female JIC flare nut
162179	0.75" dia.	72.00" long	3,400 PSI	Ends: 37° single flare w/ female JIC ferrule and female JIC flare nut
163599	0.75" dia.	108.00" long	3,400 PSI	Ends: 37° single flare w/ female JIC ferrule and female JIC flare nut

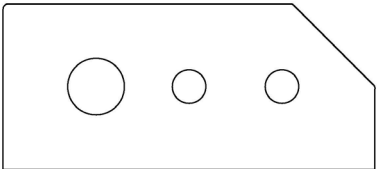
Others available upon request.



Stainless Steel Hydraulic Hose Coupling Brackets




- HTE156.201**
- 12-ga. 201 stainless steel
 - 8.38" w x 3.98" h with 4.84"D gussets
 - Two .75" holes and one .53" hole



- HTE360**
- 1/4 Plate grade 50 steel
 - 8.38" w x 3.98" h with 4.84"D gussets
 - Two .81" holes and one 1.38" hole

Hydraulic Poly Clamps & Backbone



- Clamp Tube**
160305
■ 1 1/8"



- Clamp Tube**
160473
■ 1/2" Double Tube



- Poly Clamp Tube**
160474
■ 3/4" Double Tube



- Stainless Double Tube Cover**
160476
■ 3/4" Double Tube




- Stainless Double Tube Cover**
160475
■ 1/2" Double Tube



- Hydraulic Backbone**
HTE252.201
■ 160 inch bracket
■ Holes on 18" centers for mounting hydraulic lines from back of chassis

Universal Pipe Clamps (Bolts not included)

PART NO.	DESCRIPTION	
160305	1 1/8" Poly clamp	
160471	1.00" Green poly clamp	
160472	Stainless steel top clamp for line	
160473	0.50" Double tube clamp	
160474	0.75" Double tube clamp	
160475	0.50" Stainless steel double tube clamp cover	
160476	0.75" Stainless steel double tube clamp cover	




Universal Stainless Steel Backbone Support Bar

PART NO.	DESCRIPTION		
HTE342	0.25" plate	10.00' long	Pre-punched holes
HTE448	0.25" plate	14.00' long	Pre-punched holes
HTE448A	0.25" plate	13.00' long	Pre-punched holes
HTE448B	0.25" plate	1.00' long	Pre-punched holes




Photo Reference. Installed Hydraulic Backbone




Hydraulic Plate Pump Brackets

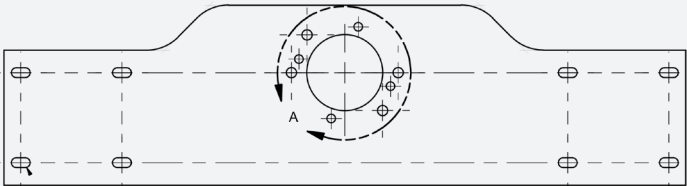
Front Mount Pump Bracket Plate
HTE34



Front Pump Bracket Plate
140918




Raised Front Mount Pump Bracket Plate
188111



Angled Pump Bracket
HTE67



Hydraulic Couplers & Sensors



160309
Female Coupler
QD, 08-08FP



160310
Male Coupler
QD, 08-08FP

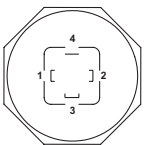
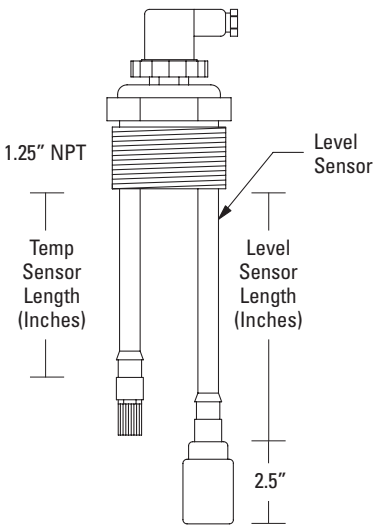


160311
Female Coupler
QD, 12-12FP



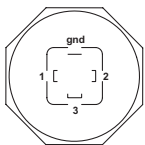
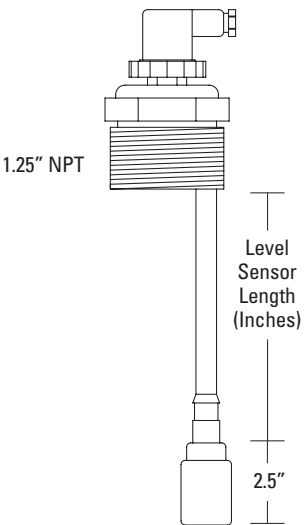
160313
Male Coupler
QD, 12-12FP

Hydraulic Tank Temp/Level Sensor



- 1 Power for Level
- 2 Ground for Level
- 3 Ground for Temp
- 4 Power for Temp

Hydraulic Tank Level Sensor



- 1 Power for Level
- 2 Ground for Level
- 3 Not Used
- 4 Power for Temp

Reservoir Temp/Level Sensors (158°F)

PART NO.	TEMP SENSOR LENGTH	LEVEL SENSOR LENGTH
160257	10"	12"
307202	12"	14"
160300	15"	17"
163623	20"	22"
164855	20"	24"
160037	20"	28"

Reservoir Level Sensors

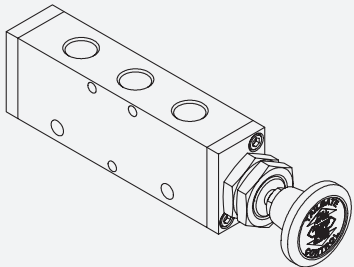
PART NO.	LEVEL SENSOR LENGTH
160296	10"
165075	12"
160297	14"
160298	17"
161891	28"



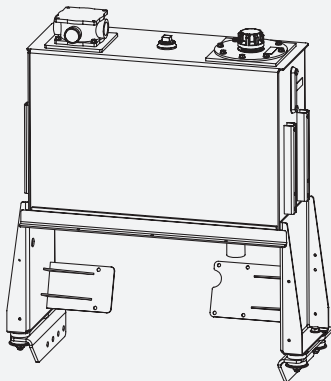
Hydraulic Reservoir



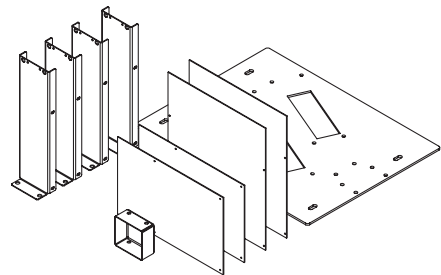
86225
Tailgate Control Air Valve
12V DC



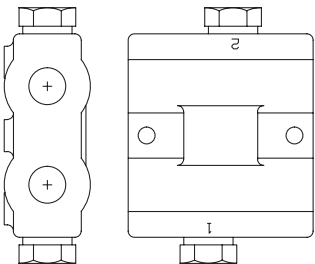
76454
Tailgate Manual Control Air Valve



151563.201
Reservoir Assembly with Mount
Others available upon request.




151809.201
Cable Console Kit



87748
Plow Cushion Valve
1800 PSI

Side Mount Hydraulic Reservoir Installation 79108



Cradle Mount Hydraulic Reservoir Installation 112695.304, 112695



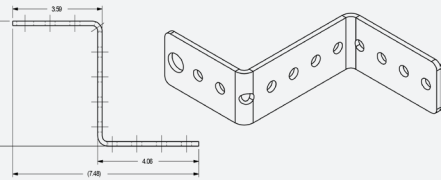


Photo Reference. Washington County Brine Infinity

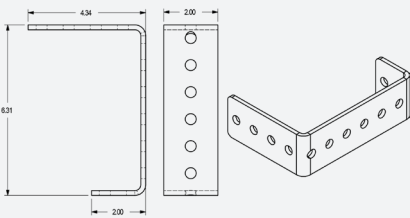
Universal Brackets



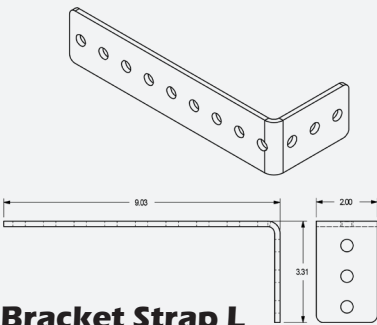
Universal Stainless Steel Brackets



Bracket Strap Z
137701.201

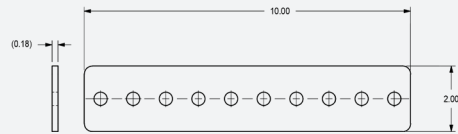


Bracket Strap C
137702.201
■ 2 x 6 x 4

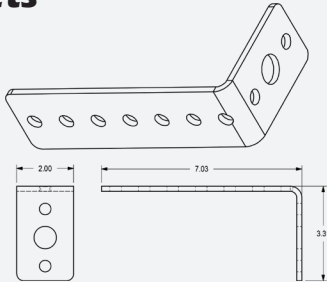


Bracket Strap L
137703.201
■ 3 x 9, L

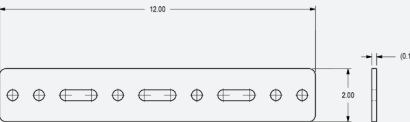
Universal Stainless Steel Brackets



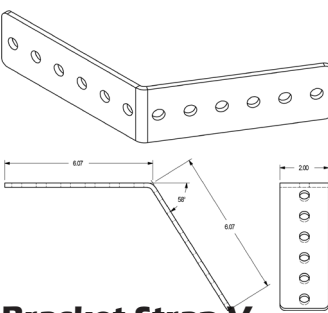
Bracket Strap
148961.201
■ 10 Hole



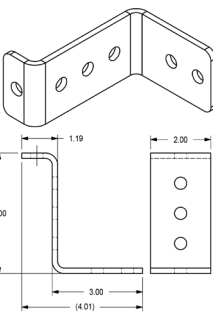
Bracket Strap L
148997.201
■ 3 x 7, L



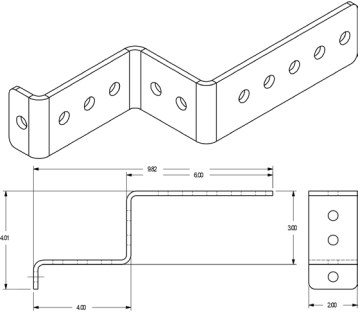
Bracket Strap
149009.201
■ 12" Light bar



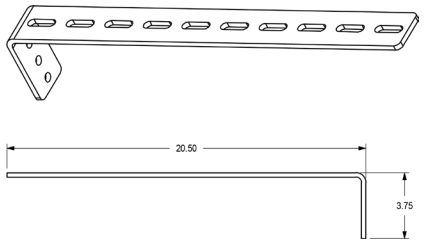
Bracket Strap V
137704.201



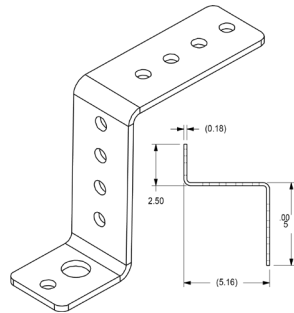
Bracket Strap Z
148600.201



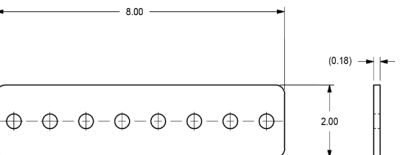
Bracket Strap Z
148601.201



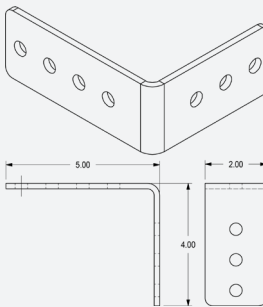
Bracket Strap HYD
152715.201
■ 2 x 20.5, L



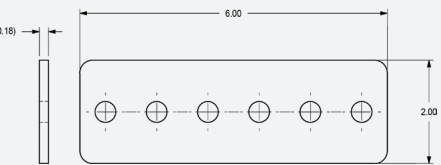
Bracket Strap Z
153250.201



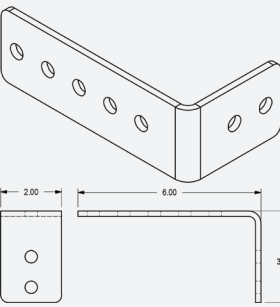
Bracket Strap
155258.201
■ 8 Hole



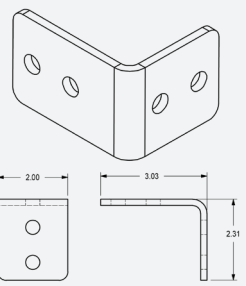
Bracket Strap L
148602.201
■ 4 x 5, L



Bracket Strap Straight
148603.201
■ 6 Hole
■ 6"



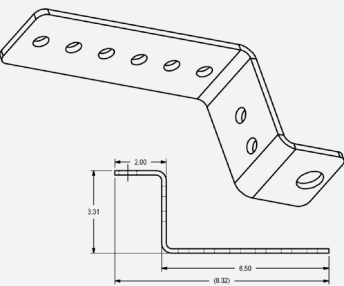
Bracket Strap L
148604.201
■ 3 x 6, L



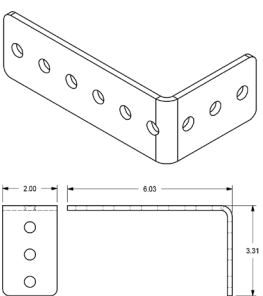
Bracket Strap L
155259.201
■ 2 x 3, L



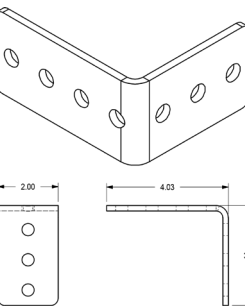
Bracket Strap Universal
HTE205
■ 12"
■ 12 Hole



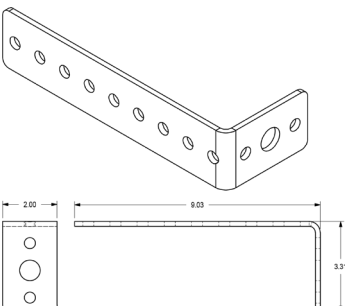
Bracket Strap Z
HTE343.201
■ 2" x 3" x 6"



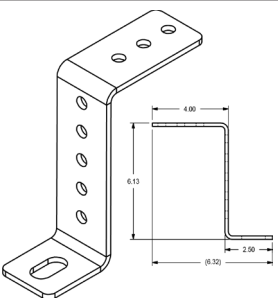
Bracket Strap L
148958.201
■ 3 x 6, L



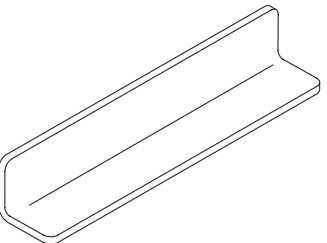
Bracket Strap L
148959.201
■ 3 x 4, L



Bracket Strap L
148960.201
■ 3 x 9, L



Bracket Strap Z
HTE344.201
■ 2" x 6" x 4"

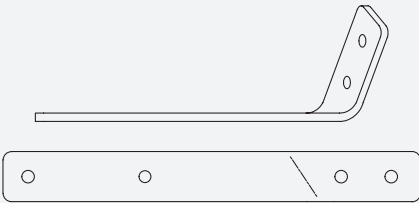


Angle Formed Bracket
HTE366
■ 3 x 3 x .5 x 12

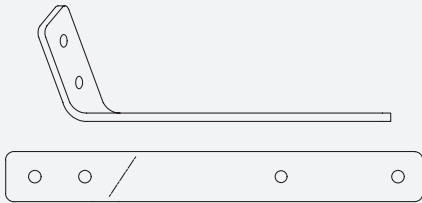
Brackets & Hangers



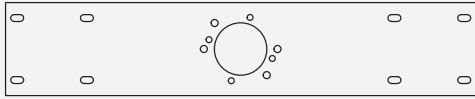
Stainless Steel Brackets



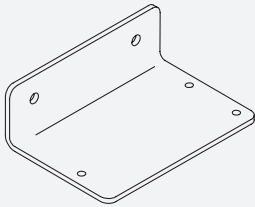
Light Bracket, RH
HTE225.201




Light Bracket, LH
HTE266.201



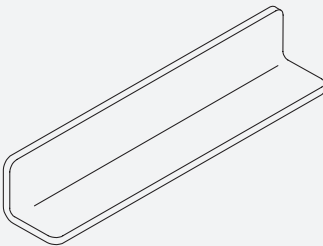
Front Mount Pump Bracket
HTE34



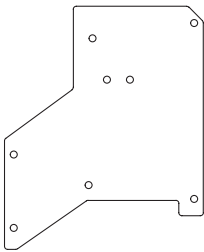
Spinner Board Bracket
152040.201



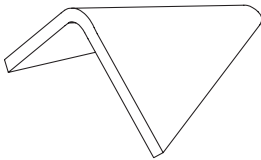
Dash Monitor Bracket
157342



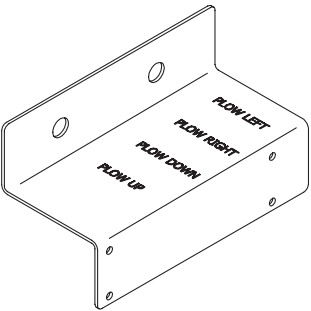
Angle Formed Bracket
HTE366
■ 3 x 3 x .5 x 12



J-Box Mount Bracket
148156.201



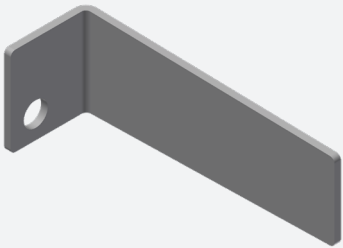
License Plate Light Cover
144285




Z Bracket
140250.201



Bulkhead Bracket HYD
176477

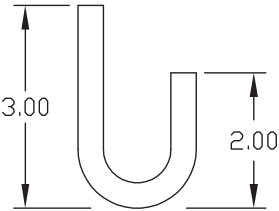


Bracket Support Backbone
144741.201



Hydraulic Backbone
HTE252.201

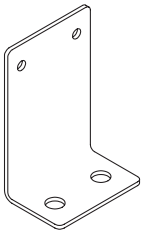
- 160 inch bracket
- Holes on 18" centers for mounting hydraulic lines from back of chassis



Chain Hanger Hook
85799.304



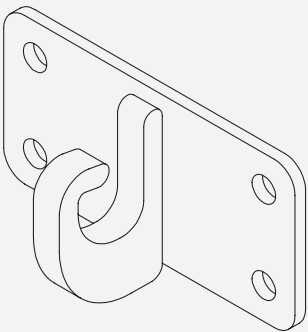
Wire Harness Standoff
106780.304
■ 1" x 12"
Others Available upon Request



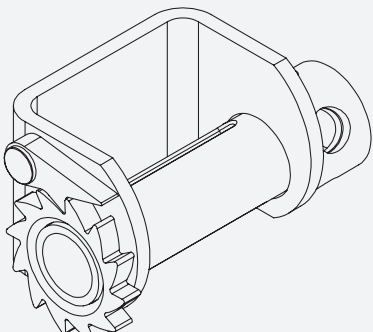
Wire Harness Standoff
138900 / 138900.201
■ 3" x 7"



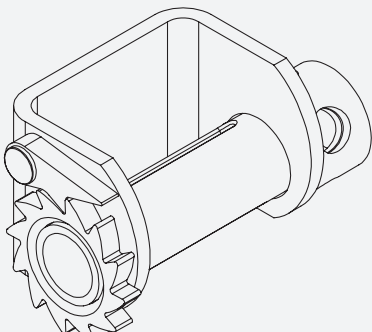
Straps and Hold-Downs



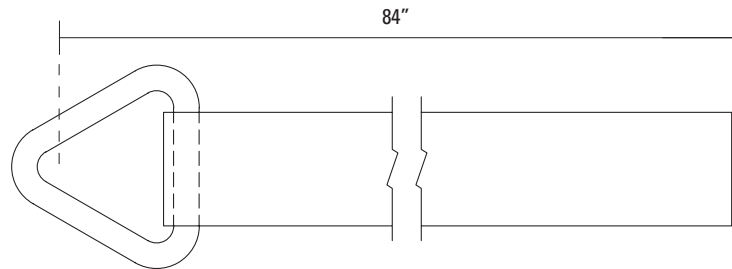
115837.201
Stainless steel hook
■ Requires four 0.5" bolts to attach



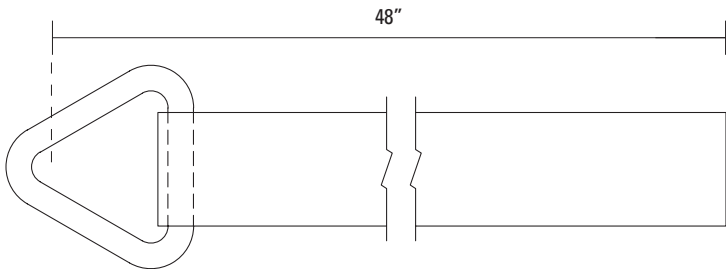
128700.304
Stainless steel strap winch
112054
Winch Bar



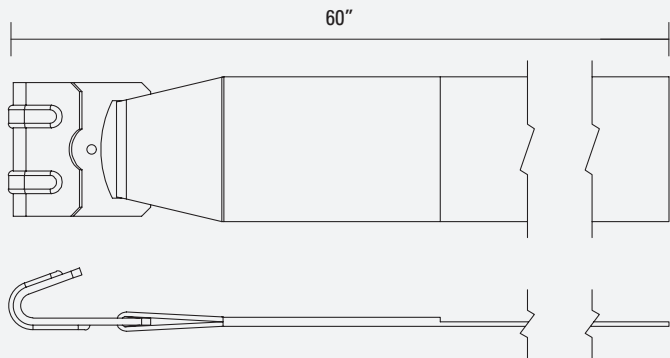
108696
Mild steel strap winch
■ Painted black
112054
Winch Bar



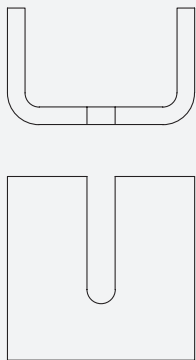
143046
■ Strap tie-down with Delta ring
■ 4" webbing
■ Working load limit: 5,400 lbs.
■ Assembly breaking strength: 16,200 lbs.
■ 84" overall length



138695
■ Strap tie-down with Delta ring
■ 4" webbing
■ Working load limit: 5,400 lbs.
■ Assembly breaking strength: 16,200 lbs.
■ 48" overall length



148005
■ Strap tie-down with flat hook
■ 4" webbing
■ Hook working load limit: 5,400 lbs.
■ Hook assembly breaking strength: 7,350 lbs.
■ Strap working load limit: 6,600 lbs.
■ Strap breaking strength: 19,800 lbs.



76388 / 76388.201 / 76388.304
■ Chain hook
■ Weld-on

Plow Lights

7" Round Heated Lens Snowplow Light, 12-24V Kit

160505

- HEADLAMPS
- 2 LED Arrays / 23 diodes per light / solid state design
 - Designed, w/ heater off , at: 12.8V, 1.4A (low beam), 2.7A (high beam); 25.6V, 0.7A (low beam), 2.5A (high beam)
 - Designed, w/ heater on, at: 12.8V, 3.1A (low beam), 4.5A (high beam); 25.6V, 1.6A (low beam), 2.6A (high beam)
 - Coil-embedded lens with temperature sensor starts heating under 50°F
 - Polycarbonate lens

- FRONT / PARK / TURN LAMPS
- 21 light emitting diodes
 - Designed at 12.8V
 - Major function: .625a, minor function: .046a
 - Includes wiring harness



D.O.T.

5x7" Rectangular Heated Lens Snowplow Light, 12-24V Kit

180115

- HEADLAMPS
- 2 LED Arrays / 27 diodes per light / solid state design
 - Designed, w/ heater off , at: 12.8V, 1.4A (low beam), 2.7A (high beam); 25.6V, 0.7A (low beam), 2.5A (high beam)
 - Designed, w/ heater on, at: 12.8V, 3.0A (low beam), 4.1A (high beam); 25.6V, 2.0A (low beam), 2.4A (high beam)
 - Coil-embedded lens with temperature sensor starts heating under 50°F
 - Polycarbonate lens

- FRONT / PARK / TURN LAMPS
- 21 light emitting diodes
 - Designed at 12.8V
 - Major function: .625A, minor function: .046A
 - Includes wiring harness

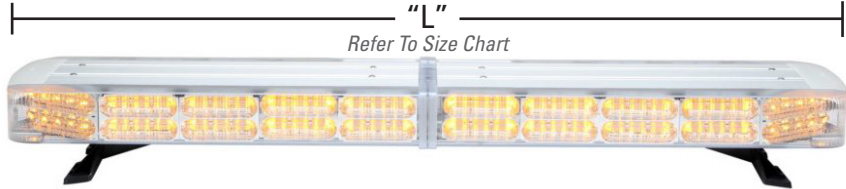


D.O.T.


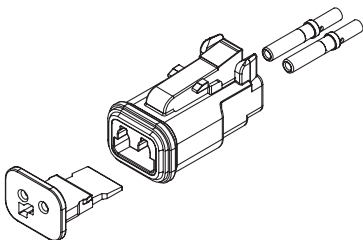
Freedom IV Series Light Bar

177862

- Available in 5 Lengths 44.5", 49", 55", 60", 72"
- 2.2 amps
- 12 VDC



Work Light Connector Parts




183463

Complete kit with parts: Connector 129514, Wedge 129523 and Terminals 129499 as shown above.
More connectors available upon request.

Lights & Connectors

Connector Parts



EXAMPLE
183463
Complete kit with parts: Connector 129514, Wedge 129523 and Terminals 129499 as shown above.
More connectors available upon request.




160890
120 amp circuit breaker
■ Reset



160487
4" LED 12V work light
■ Black rubber surround



161210
Beacon light
■ Amber
■ 12V Dual LED



160201
Red PC light
■ 12V LED
■ With grommet




160202
Amber PC light
■ 12V LED
■ With grommet



160205
Clear DOT license light
■ 12V LED
■ With grommet



77210
3" red reflector
Adhesive back



77216
3" amber reflector
Adhesive back



160490
17" aluminum light bar
■ 3 LED lights
■ 12V



160341
8" center mount mirror

Plow Light Bracket Kits



Freightliner® 114SD Mid-2019 to current International®

PART NO.	DESCRIPTION			QUANTITY REQUIRED
107891	Bracket & light	Left	Stainless steel	1
108122	Bracket & light	Right	Stainless steel	1
160129	Bolt Kit - SS	Complete	Stainless steel bolts, nuts, washers	1




Freightliner® 114SD Up to mid-2019

PART NO.	DESCRIPTION			QUANTITY REQUIRED
140720.201	Bracket	Left	Stainless steel	1
140721.201	Bracket	Right	Stainless steel	1
160129	Bolt Kit - SS	Complete	Stainless steel bolts, nuts, washers	1



Freightliner® Western Star® Other brands

PART NO.	DESCRIPTION			QUANTITY REQUIRED
122933.304	1 bracket & light	Left or right	Stainless steel	2
160129	Bolt Kit - SS	Complete	Stainless steel bolts, nuts, washers	1



Plow Light Extension Bracket
140358.201

Plow Light Bracket Kits



International®

PART NO.	DESCRIPTION			QUANTITY REQUIRED
HTE331.201	2 brackets w/ bolts	Left & right	Stainless steel	1



Mack®

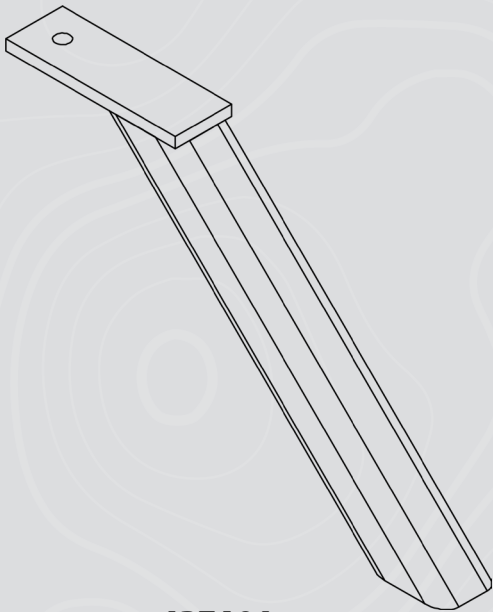
PART NO.	DESCRIPTION			QUANTITY REQUIRED
HTE115	Bracket	Left	Stainless steel	1
HTE116	Bracket	Right	Stainless steel	1
160129	Bolt Kit - SS	Complete	Stainless steel bolts, nuts, washers	1



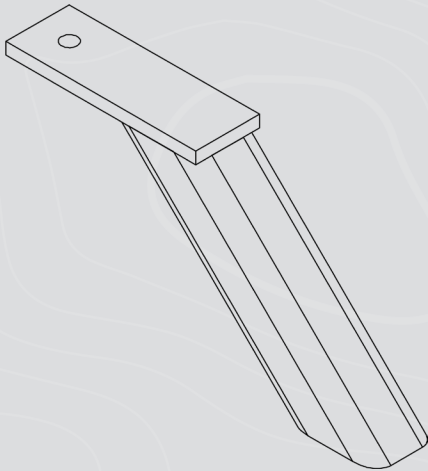
Peterbilt®

PART NO.	DESCRIPTION			QUANTITY REQUIRED
108311	1 bracket w/ bolts	Left or right	Stainless steel	2
160129	Bolt Kit - SS	Complete	Stainless steel bolts, nuts, washers	1

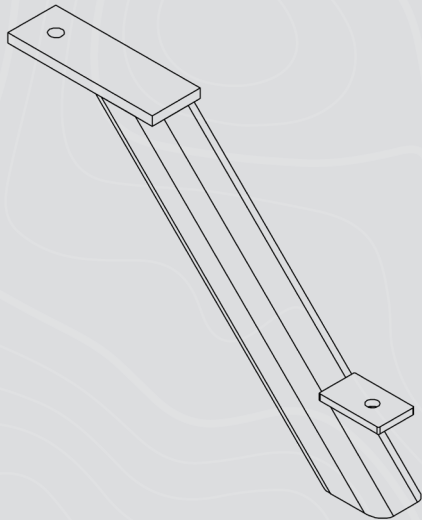
Plow Light Brackets for Power Tilt Hitch



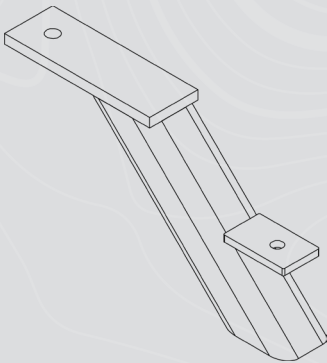
137601
Tall bracket



137603
Short bracket



159000
Tall bracket
with fog light tab



159001
Short bracket
with fog light tab



Styles

- Weld-On
- Stationary Frame Mount - w/Window

Width Options

- 78"
- 86"
- 90"

Depth Options

- 16" (1/4 cab)
- 22" (1/2 cab)
- 30" (3/4 cab)
- 40" (full cab)

Light Options

Front Facing

- 0
- 2
- 4

Side (number per side)

- 0
- 1

Rear Facing

- 0
- 2
- 4

All lights come with standard light boxes and wire standoffs.

Materials

(All Sides are 7-Gauge)

10-Gauge

- 10-gauge 201 Stainless Steel
- 10-gauge Grade 50 Mild Steel
- 10-gauge 304 Stainless Steel

7-Gauge

- 7-gauge 201 Stainless Steel
- 7-gauge Grade 50 Mild Steel
- 7-gauge 304 Stainless Steel

Tarp Options

- w/ Integral Tarp Shroud
- No Tarp Shroud

Leg Length Options

(Weld-On Cab Shields Only)

- Standard (27")
- Long (39")

Overall length measured at back of cab shield.



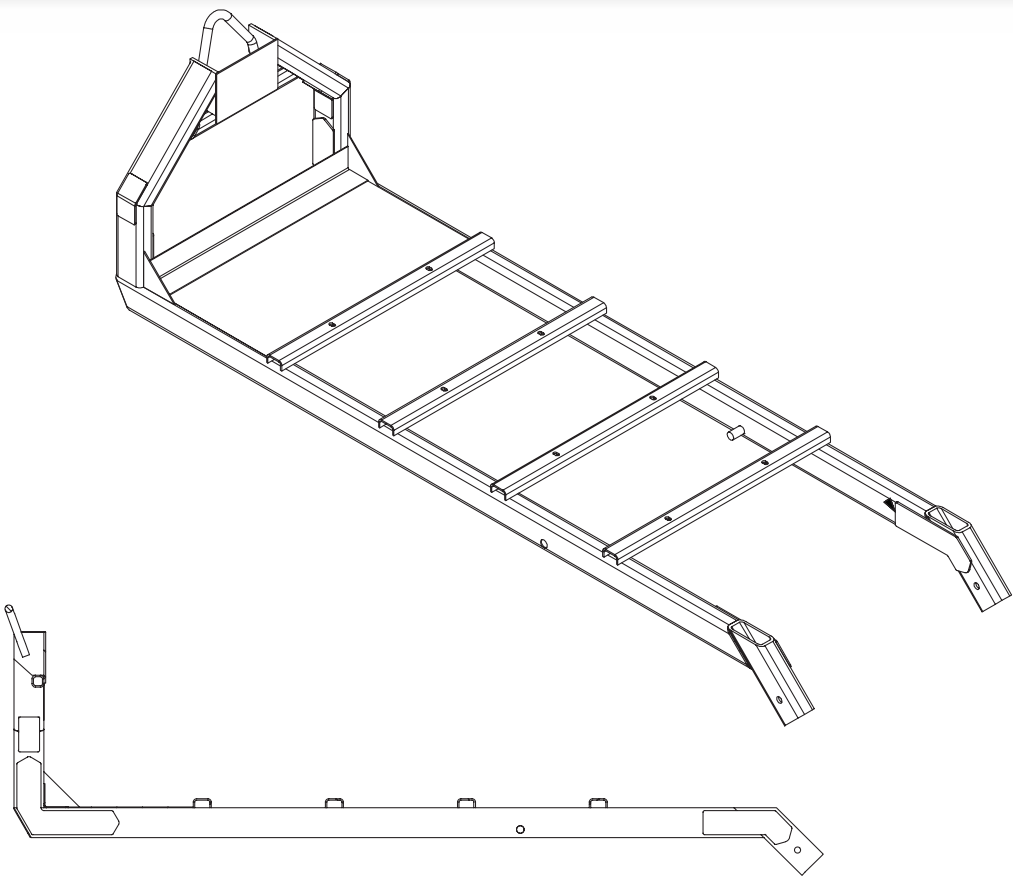
Hooklift Accessories



Stainless Steel Rear Frame Mount & 3H Light Kit for Hooklifts 160514

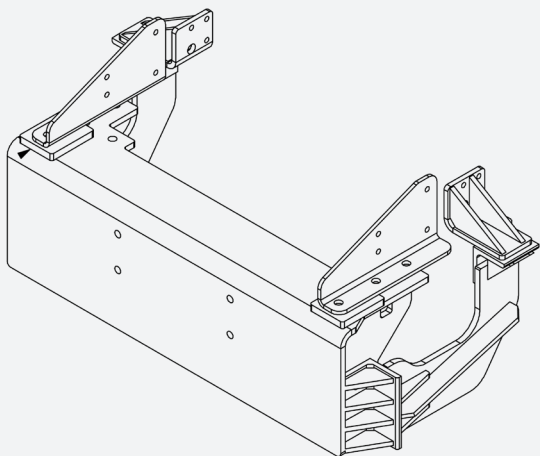
DESCRIPTION	QUANTITY
Light box weldment, stainless steel, for triple oval lights	2
Light, oval, SST, LED, 6.5	2
Harness, rear, 3-way plug	1
Strobe light, amber, oval, LED	2
Work light, LED, 5", Optilux	2
Backup light, LED	2
Wire harness, main, 7 cond, 300"	1
Marker light, DOT, LED, red	2
Grommets, light, 6", oval	4
Mud flap bracket, chassis mount, LH	1
Mud flap bracket, chassis mount, RH	1

Hooklift A-Frames

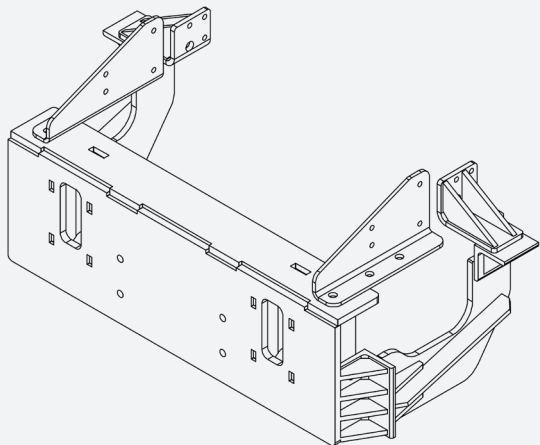


Hooklift frames made to order

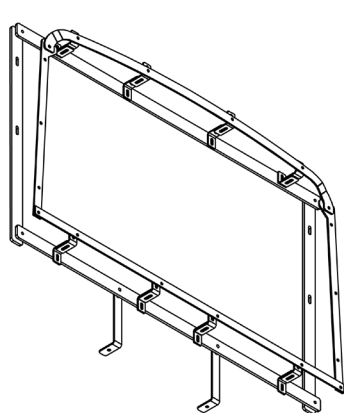
Hitch Mount Kits



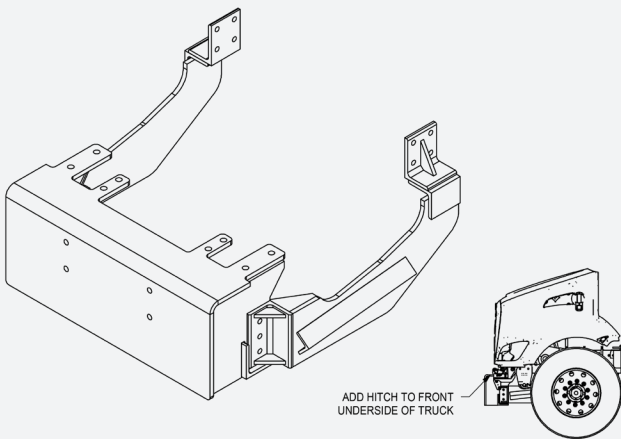

180792
For T380 / 548 Kenworth



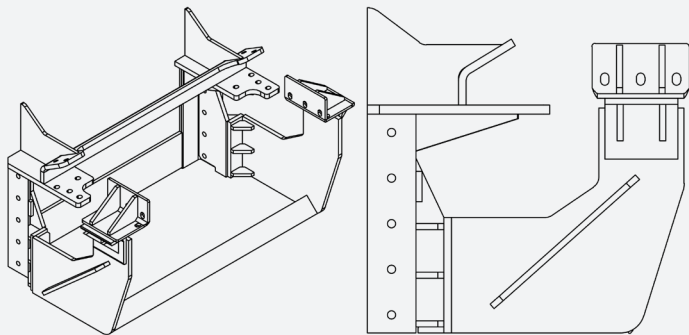
180889
For T380 / 548 Kenworth
with winch



176574
Fixed grill kit for Kenworth
parts shipped loose



180589
For T370 / T470 / 348 Kenworth



177246
M2 mount kit for Freightliner

Parts Sales Team

Contact Us With Your Parts Order Today!



Tanya Beasley
Parts Sales Specialist
563-927-7894
tbeasley@hendersonproducts.com



Bianca Crull
Parts Sales Specialist
563-927-7216
bcrull@hendersonproducts.com



Jennifer Radabaugh
Parts Sales Specialist
563-927-7289
JRadabaugh@hendersonproducts.com



Dana Horning
Parts Sales Specialist
563-927-7855
dhorning@hendersonproducts.com

parts@hendersonproducts.com
800-359-4970
hendersonproducts.com/parts



Henderson Fleet Maintenance Notes

Lined area for notes on the left page.



Henderson Fleet Maintenance Notes

Lined area for notes on the right page.



Keeping America's roads safe. That's our business.



Scan the code for our most current
Henderson
upfitter parts



Scan the code for our latest
Henderson
parts and accessories



Follow Us on Social Media!



HENDERSON PRODUCTS INC.
1085 S. Third St., Manchester, IA 52057
800-359-4970

HENDERSON UPFIT & SERVICE CENTERS

Henderson Products - Illinois	Huntley, IL	847-836-4996
Henderson Products - Iowa	Manchester, IA	563-927-7000
Henderson Products - Missouri	Fulton, MO	573-826-2911
Henderson Products - New Jersey	Kenvil, NJ	973-347-1537
Henderson Products - New York	Watertown, NY	315-785-0994
Henderson Products - Ohio	Bucyrus, OH	419-617-7509

*The
Dependable
Ones™*

V7 - 5/2024